

CAMEROON UNION MISSION SURVEY COMMISSION REPORT

The GC ADCOM voted Cameroon Union Survey Commission, comprised of the following members, met in Yaoundé, Cameroon on January 23-25, 2024

PURPOSE

To study the readiness of the Cameroon Union Mission for territorial realignment.

MEMBERS

De Los Santos, Abner - Chair

Samuel, Saw - Secretary

Egwakhe, George – GC Associate Treasurer

Akombwa, Harrington S – SID President

O Osei-Bonsu, Robert – WAD President

Ruguri, Blasious M – ECD President

ADVISORS

Assemble Minyono, Valere Guillaume

Bone, Jean J

Dangana, Markus M

Sessou, Selom K

Yenge, Isaac Y Y



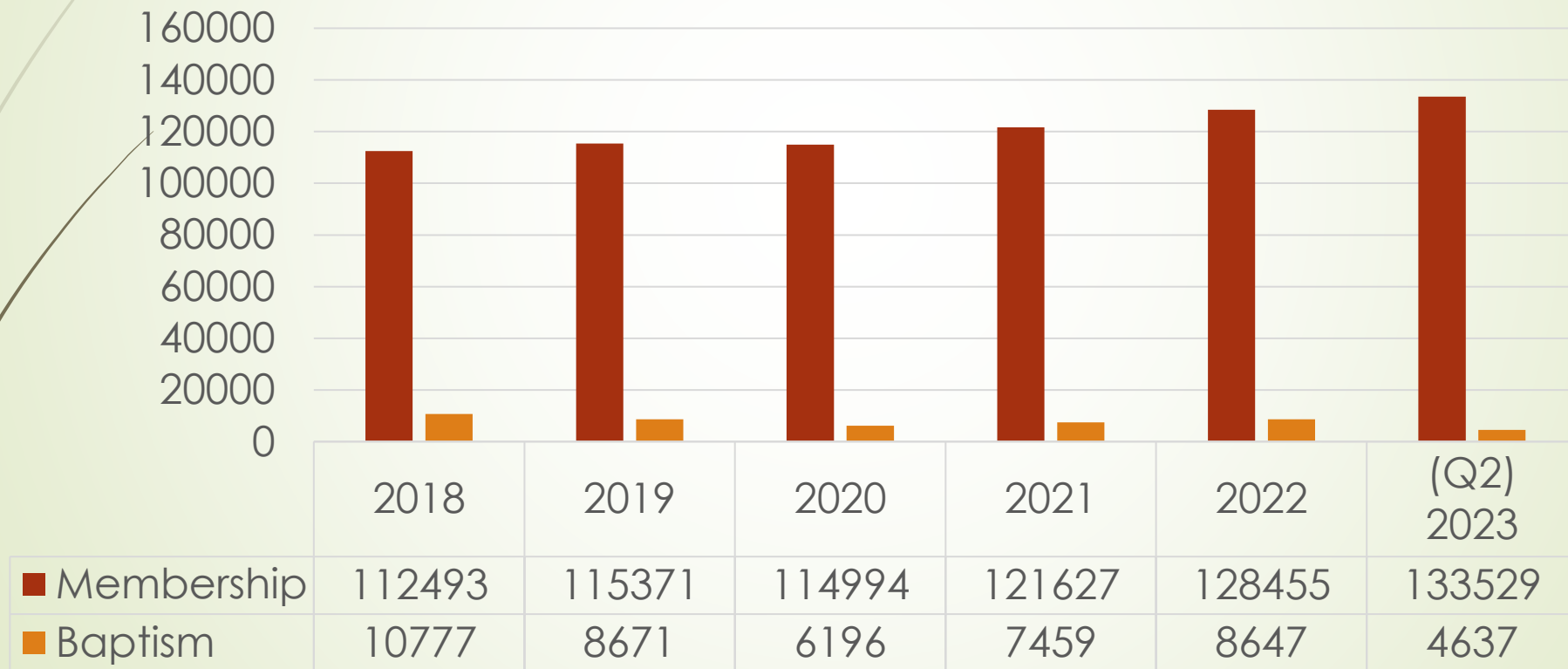
CAMEROON UNION MISSION



➤ Conferences	07
➤ Mission	01
➤ Membership	135,092 (Q3-2023)
➤ Churches	1,048
➤ Companies	659
➤ Ministers	176
• Credential	118
• Licensed	58
➤ Union Institutions	13
• Education	08
• Health	04
• Others	01



Membership Growth Cameroon Union Mission



PROPOSED REORGANIZATION OF THE CAMEROON UNION MISSION

NORTH-EAST CAMEROON UNION MISSION

East-Cameroon conference



North-Cameroon conference



Benoue Faro Mission



Adamaoua Mayo-Rey conference



WEST-CENTRAL CAMEROON UNION MISSION

Center-South conference



West Cameroon conference



Mbam-Sanaga conference



Nyong-Afamba conference



RATIONALE OF THE REORGANIZATION



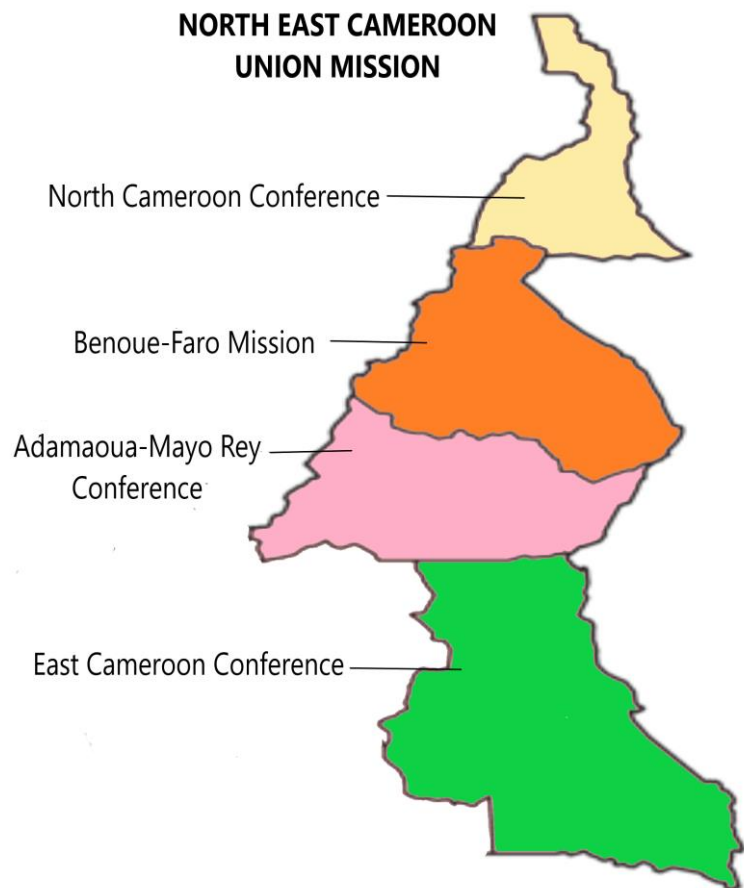
- 1. Establishment of Mission Fields**
- 2. Mission Customization in Predominantly Islamic Community**
- 3. Collaboration with Global Partners**
- 4. Administrative Purpose**
- 5. Development of Institutions**
- 6. Financial Sustainability**
- 7. Total Member Involvement**



NORTH-EAST CAMEROON UNION MISSION



NORTH EAST CAMEROON UNION MISSION

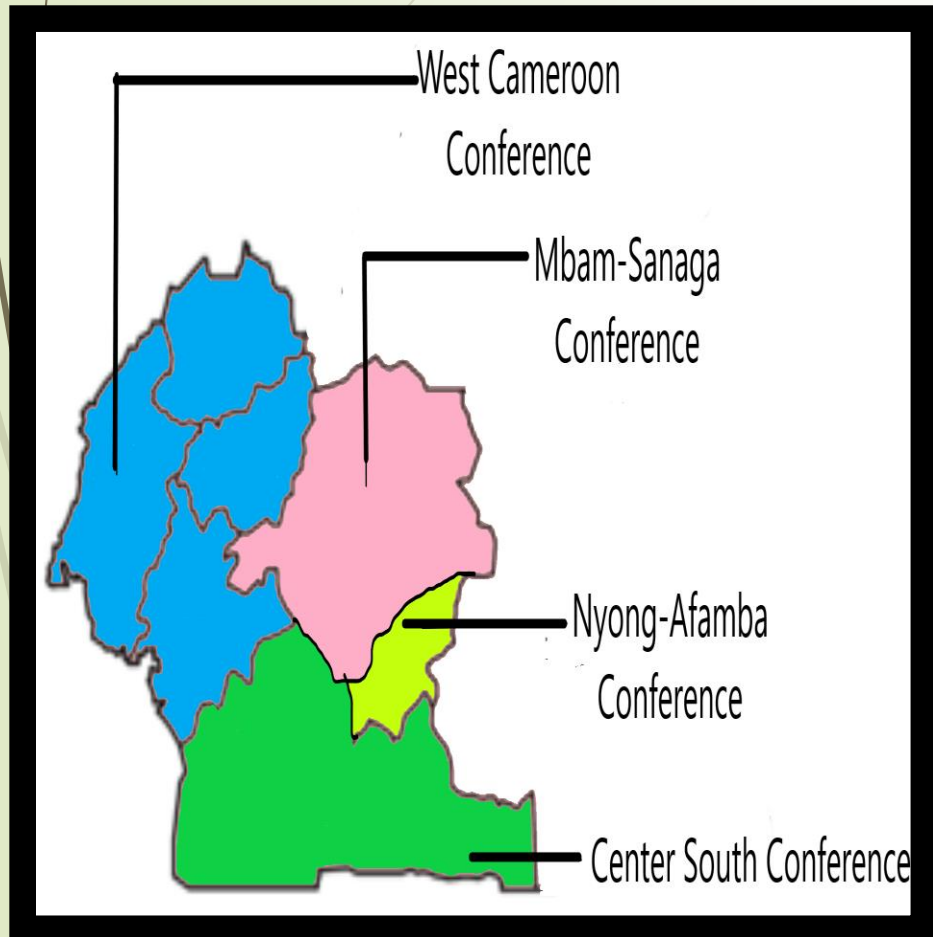


➤ NORTH-EAST CAMEROON UNION MISSION

1. North Cameroon Conference
2. Benoué-Faro Mission
3. Adamaoua-Mayo Rey Conference
4. East Cameroon Conference

- Headquarters - Ngaoundéré
- Membership - 90,871 (64.11%)
- Population - 8,047,000

WEST-CENTRAL CAMEROON UNION MISSION



➤ West-Central Cameroon Union Mission

1. Mbam-Sanaga Conference
2. Nyong-Afamba Conference
3. Central-South Cameroon Conference
4. West Cameroon Conference

➤ Headquarters	- Yaoundé
➤ Membership	- 51,135 (35.88%)
➤ Population	- 20,600,293

REORGANIZATION CONFIGURATION

TWO UNION MISSIONS

	NORTH-EAST CAMEROON UNION MISSION (proposed)	WEST-CENTRAL CAMEROON UNION MISSION (proposed)	CAMEROON UNION MISSION
Surface area (km ²)	273,056	192,994	466,050
Population (inh)	8,047,000	20,600,293	8,095,705
Membership	90,871	51,135	142,006
Fields	04	04	08
Churches	620	443	1,063
Companies	429	258	687
Union Institutions	02	11	13



MANPOWER ANALYSIS




Entities	North-East Cameroon Union Mission (proposed)	West-Central Cameroon Union Mission (proposed)	Cameroon Union Mission
Credential Minister	57	84	141
Licensed Minister	27	22	49
Credential Mis.	19	20	39
Licensed Mis.	02	03	05
Litt. Evan.	01	14	15
Others	08	05	13
Total	114	148	262

WORKFORCE BY EDUCATION



Entities	North-East Cameroon Union Mission (proposed)	West-Central Cameroon Union Mission (proposed)	Cameroon Union Mission
PhD/Dmin	03	05	08
MA/PG	10	18	28
BA	68	90	158
Prof. Deg	04	06	10
Other	13	21	34



CAMEROON UNION MISSION



STATEMENT OF NET TITHE INCOME 2018 - 2023

S/N	CMUM FIELDS	2018	2019	2020	2021	2022	DECEMBER 2023
1	Central South Conference	21,917,017	22,948,432	17,241,692	19,782,939	19,349,811	22,760,258
2	East Conference	15,275,814	16,201,383	16,481,456	17,608,581	18,914,689	22,260,822
3	North Conference	14,740,236	15,272,335	14,915,142	15,401,679	17,414,125	21,065,910
4	West Conference	23,359,898	21,952,637	20,054,917	22,240,512	24,335,162	26,686,198
5	Benoué Mission	4,203,329	4,962,078	5,043,603	5,184,187	6,190,823	6,739,444
6	Adamaoua Conference	3,223,106	3,542,658	3,493,416	3,722,279	4,608,897	4,618,369
7	Mbam Sanaga Conference	18,435,920	18,635,920	19,723,004	21,072,672	23,533,927	26,702,464
8	Nyong Afamba Conference	11,839,187	13,162,117	12,967,734	16,340,655	18,369,603	18,873,214
	TOTAL	112,996,524	116,679,580	109,922,985	121,355,525	132,719,060	149,706,679
	GROWTH PERCENTAGE	7.27%	3.26%	-5.79%	10.40%	9.36%	12.80%

CAMEROON UNION MISSION

STATEMENT OF THE NET OFFERINGS INCOME

S/N	CMUM FIELDS	2018	2019	2020	2021	2022	December 2023
1	Central South Conference	2,314,183	1,979,812	2,002,653	2,198,489	2,596,042	2,982,678
2	East Conference	1,841,270	2,165,804	2,278,106	2,420,857	2,758,945	3,374,548
3	North Conference	1,931,613	2,075,071	2,316,021	2,379,945	2,643,589	3,160,056
4	West Conference	2,887,419	3,215,676	3,056,007	3,406,404	3,832,534	4,180,242
5	Benoué Mission	526,762	535,319	679,812	798,762	798,400	868,317
6	Adamaoua Conference	678,795	730,872	730,368	740,631	886,863	982,113
7	Mbam Sanaga Conference	2,664,818	2,279,784	2,324,695	2,464,239	2,721,034	2,938,792
8	Nyong Afamba Conference	2,033,677	1,739,835	1,788,132	2,139,698	2,296,559	2,475,024
	TOTAL	14,878,537	14,722,173	15,175,794	16,549,025	18,533,966	20,961,770
	GROWTH PERCENTAGE		-1.05%	3.08%	9.05%	11.99%	13.10%



Cameroon Union Mission

FINANCIAL TREND 2018-2023

ITEMS	2018	2019	2020	2021	2022	DEC. 2023
Membership Growth	112,493	115,371	114,994	121,627	128,455	137,871
Growth percent		3%	0.10%	6%	6%	7%
Tithe Income (Gross)	1,129,947,075	1,166,777,626	1,221,346,076	1,348,374,293	1,474,635,778	1,663,407,584
In Local Currency	XAF	XAF	XAF	XAF	XAF	XAF
In USD	1,966,185	2,117,564	2,048,139	2,335,899	2,315,515	2,765,386
Tithe Per Capita in XAF	10,045	10,113	10,621	11,086	11,480	12,064
Exchange Rate (XAF/USD)	574.69	551	596.32	577.24	636.85	601.51
Tithe Growth in Percentage	7.27%	3.26%	4.68%	10.40%	9.36%	12.80%
Total Income (Tithe & Non-Tithe)	242,833,776	325,172,984	158,253,019	161,959,983	184,608,539	177,086,586
Total Expenses	290,565,511	270,040,604	235,793,026	227,898,833	249,898,290	242,756,540
Appropriation Received *	134,000,015	104,000,004	173,122,242	197,891,527	157,367,721	133,284,697
Less Appropriation Sent on	104,375,212	5,250,489	112,264,676	81,778,218	46,272,059	18,155,881
Appropriation Retained	29,624,803	98,749,515	60,857,566	116,113,309	111,095,662	115,128,816
Working Capital percentage	178.99%	156.81%	192.70%	181.97%	192.28%	172.56%
Liquidity Percentage	62.47%	79.18%	107.41%	97.77%	98.85%	89.54%
Self Support Percent	83.57%	120.42%	67.12%	71.07%	73.87%	72.94%
* Appropriation received from schools plus 30,000,000 CFA from WAD in 2018 only						1/3



Proposed Budget 2024

						B U D G E T 2 0 2 4							
		BUDGET 2023	ACTUAL 11/30/2023		ACTUAL 12/31/2023		OPERATING TITHE FUND		NON-TITHE		TOTAL		%
EARNED INCOME													
TITHE INCOME - Sch.1		49,328,639	# 49,825,175	-	54,684,545	-	54,200,000	-	-	-	54,200,000		87%
NON-TITHE INCOME	Other Operating Income-Sch.2	7,215,000	7,615,752	-	8,385,034	-	-		8,000,000	-	8,000,000		13%
	TOTAL EARNED INCOME	56,543,639	# 57,440,927	-	63,049,579	-	54,200,000	-	8,000,000	-	62,200,000		100%
OPERATING EXPENSES :													
OFFICE OPERATING EXPENSE:													
	Salaries and Allowances-Sch.3	77,672,900	# 71,200,158	-	77,672,900	-	93,980,361	-	3,160,000		97,140,361		66%
	Travel Expenses-Sch.3	14,200,000	# 13,016,667	-	14,200,000	-	21,000,000		-		21,000,000		14%
	Office and General Expenses-Sch.3	22,701,638	# 13,242,622	-	22,701,638	-	19,144,000	-	9,915,639	-	29,059,639		19%
Total Office Operating Expense		114,574,538	97,459,447		114,574,538		134,124,361		13,075,639		147,200,000		100%
NET OPERATING INC. <DEC.> BEFORE APPROP.		(58,030,899)	(40,018,520)		(51,911,709)		(79,924,361)		(5,075,639)		(85,000,000)		% inco
Operating Appropriation from WAD		-	-		-		85,000,000		0		85,000,000		58%
													0%
													0%
													0%
Total Appropriations Retained		-	-		-		85,000,000		-		85,000,000		
Net Increase/(Decrease) Before Transfer		(58,030,897)	# (40,018,520)	-	(51,911,709)		5,075,639		(5,075,639)		(0)		



Proposed Budget 2024



						BUDGET 2024				
						OPERATING			TOTAL	%
						TITHE FUND	NON-TITHE			
EARNED INCOME										

WEST CENTRAL AFRICA DIVISION

DURATION OF ASSISTANCE	PROPOSED NORTH - EAST CAMEROON UNION MISSION	PROPOSED WEST- CENTRAL CAMEROON UNION MISSION
5 YEARS	85,000,000 CFA	60,000,000 CFA



RECOMMENDED, To reorganize the Cameroon Union Mission in the West Central Africa Division into two unions, effective January 1, 2025, as follows:

1. The NORTH-EAST CAMEROON UNION MISSION with constituency from East-Cameroon Conference, North-Cameroon Conference, Adamaoua Mayo-Rey Conference, Benoue Faro Mission, with headquarters in Ngaoundéré, Camaroon.
2. The WEST-CENTRAL CAMEROON UNION MISSION with constituency from Center-South Conference, West Cameroon Conference, Mbam-Sanaga Conference, Nyong-Afamba Conference, with headquarters in Yaoundé City, Cameroon.