



SECRETARIAT REPORT

2023 ANNUAL COUNCIL



A long-exposure photograph of a night sky. The Milky Way galaxy is visible as a bright, hazy band of light stretching across the center of the frame. The sky is filled with numerous stars of varying brightness. Below the sky, a dark silhouette of a mountain range is visible. In the foreground, a calm body of water reflects the light from the sky and the stars. The overall scene is serene and majestic.

Our focus is on eternity.



CHOSEN FOR MISSION



Mission Refocus in a Time of Change



“Great
changes are
soon to take
place in our
world, and
the final
movements
will be rapid
ones.”

—*Testimony
Treasures*
vol. 3, p. 280



Prophetical Change





MISSION REFOCUS

“When was the **last time** you did something for the **first time**?”



Mission Refocus in a Time of Change





GENERAL CONFERENCE SECRETARIAT REPORT



DAVID TRIM, DIRECTOR
ARCHIVES, STATISTICS,
AND RESEARCH







astr

STATISTICAL REPORT 2023

REVISITing the 10/40
Window of Opportunity

David Trim, Ph.D.

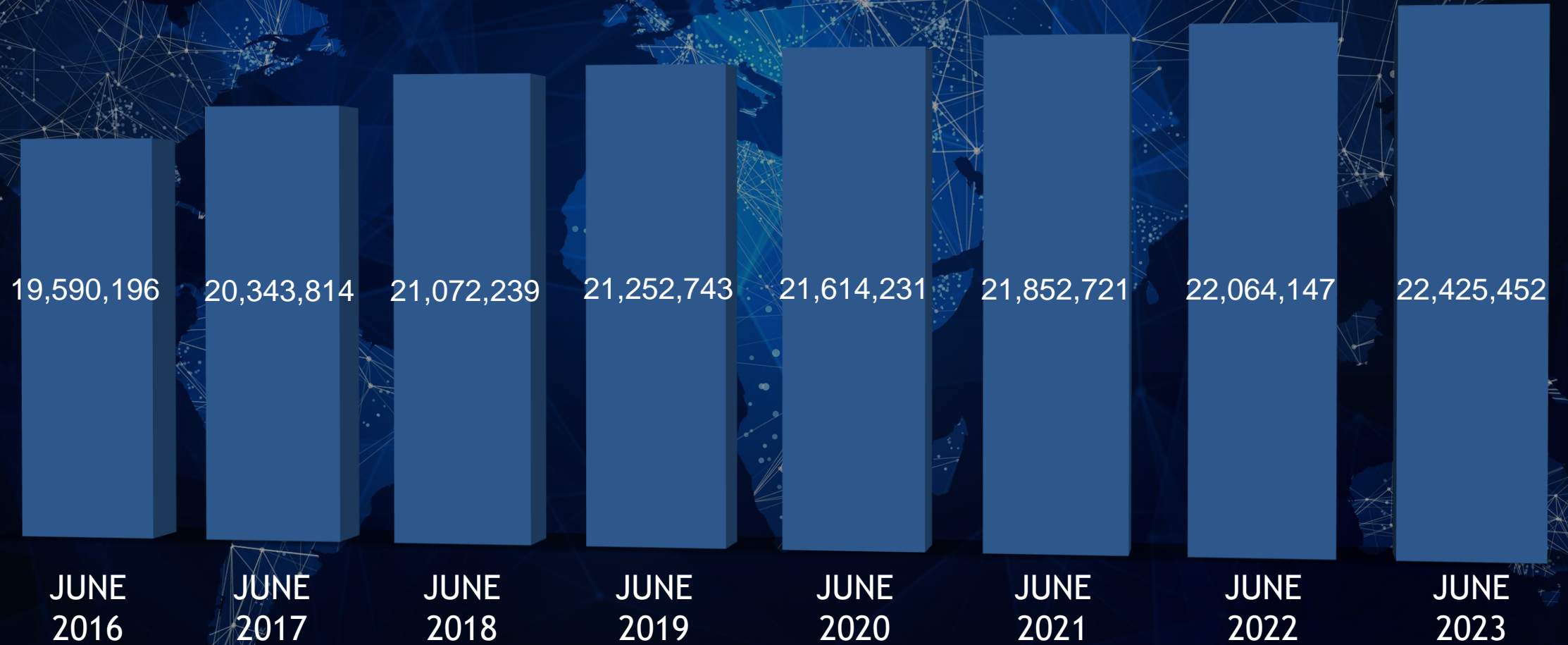
Director of Archives,
Statistics & Research

A dark blue background featuring a world map silhouette. Overlaid on the map is a complex network of white lines and dots, resembling a global communication or data network. The lines connect various points across the continents, creating a web-like structure.

RESOURCES

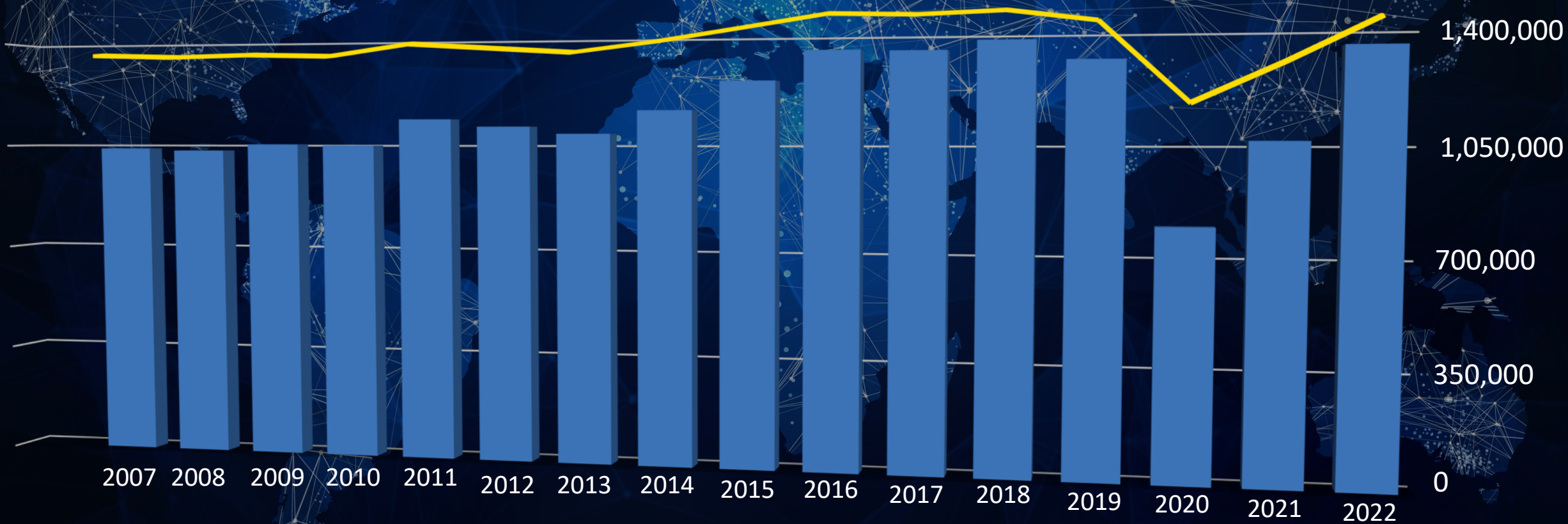
www.AdventistStatistics.org/
www.AdventistResearch.info

MID-YEAR MEMBERSHIP



ACCESSIONS

(15-Year Trend, Year End)

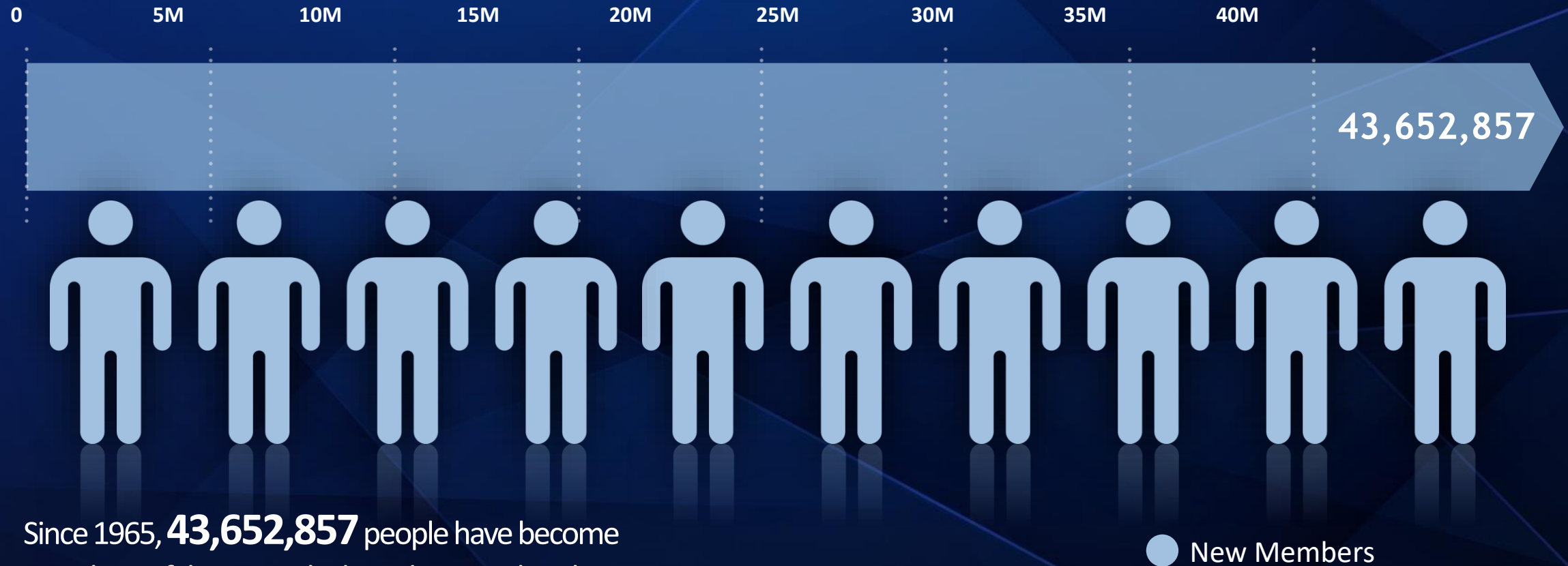


LOSSES

(15-Year Trend, Year End)

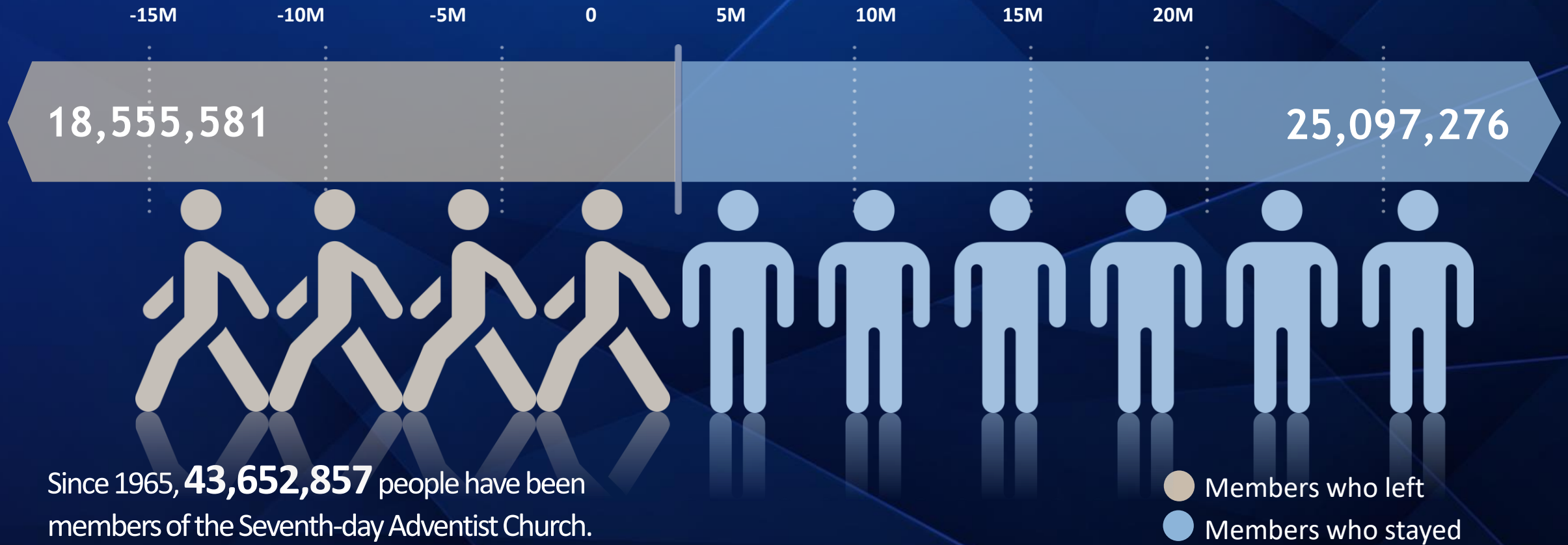


TOTAL MEMBERS



Since 1965, **43,652,857** people have become members of the Seventh-day Adventist Church.

MEMBERS WHO LEAVE



Since 1965, **43,652,857** people have been members of the Seventh-day Adventist Church.

Of those, **18,555,581** have chosen to leave.

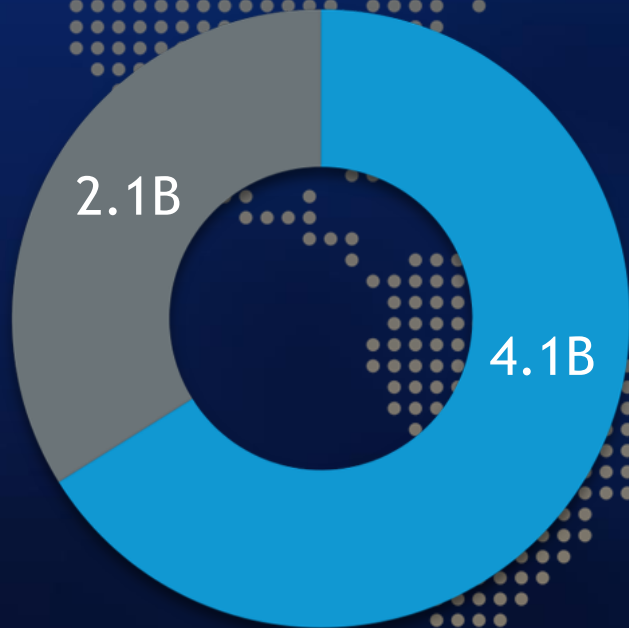
Our net loss rate is 42.5%.

In effect, more than **4 of every 10** church members are slipping away.



10/40 WINDOW

WORLD POPULATION

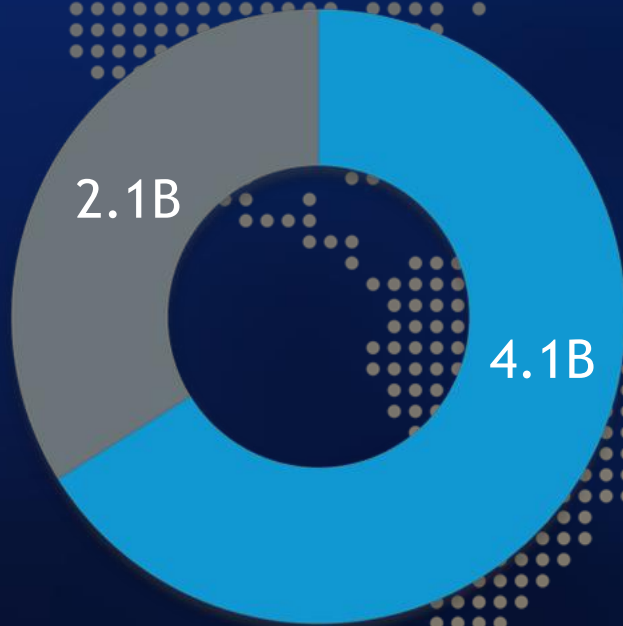


● INSIDE
● OUTSIDE

2003

10/40 WINDOW

WORLD POPULATION



CHURCH MEMBERSHIP

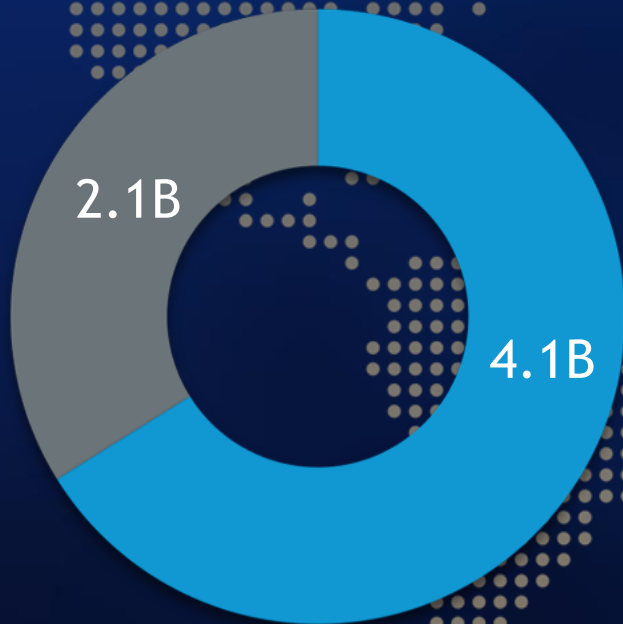


● INSIDE
● OUTSIDE

2003

10/40 WINDOW

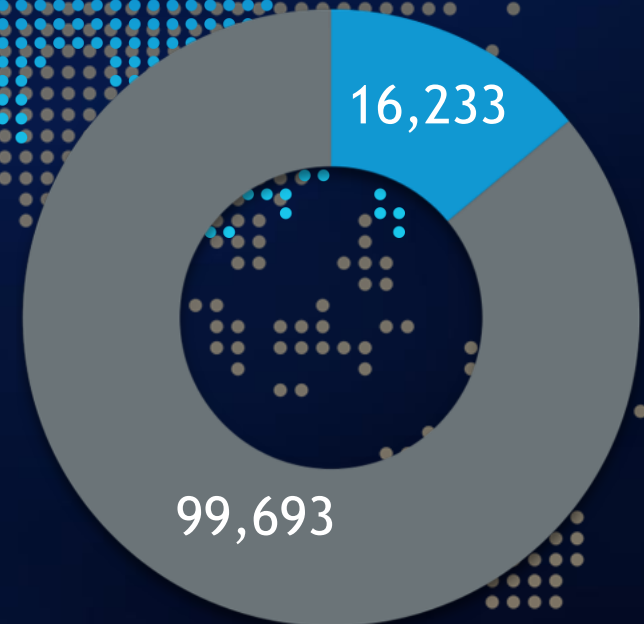
WORLD POPULATION



CHURCH MEMBERSHIP



CHURCH INSTITUTIONS

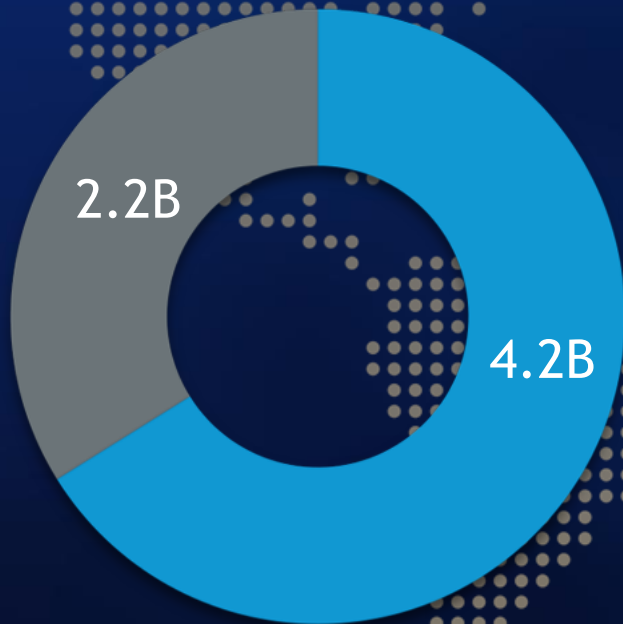


● INSIDE
● OUTSIDE

2003

10/40 WINDOW

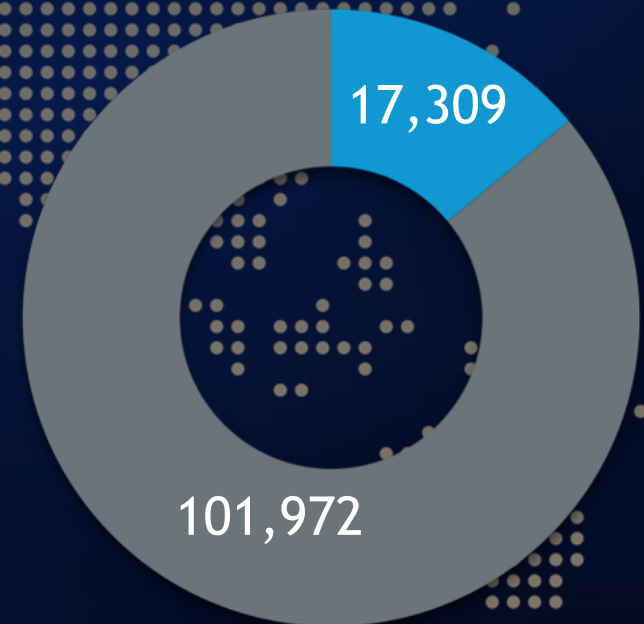
WORLD POPULATION



CHURCH MEMBERSHIP



CHURCH INSTITUTIONS

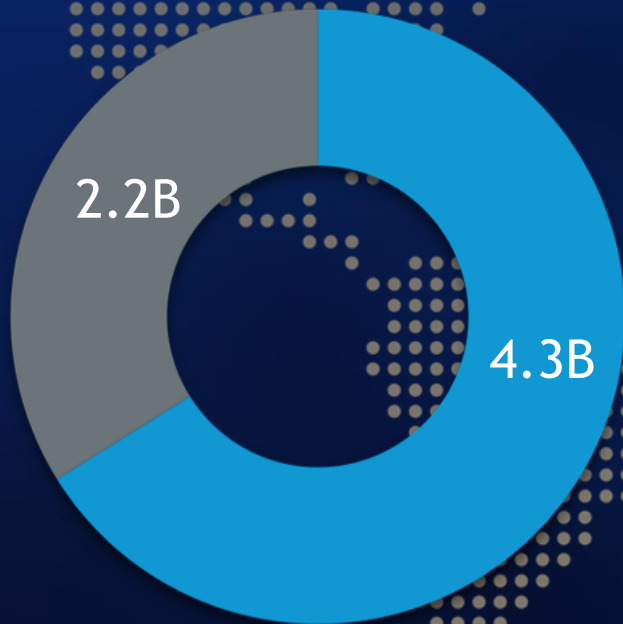


2004

● INSIDE
● OUTSIDE

10/40 WINDOW

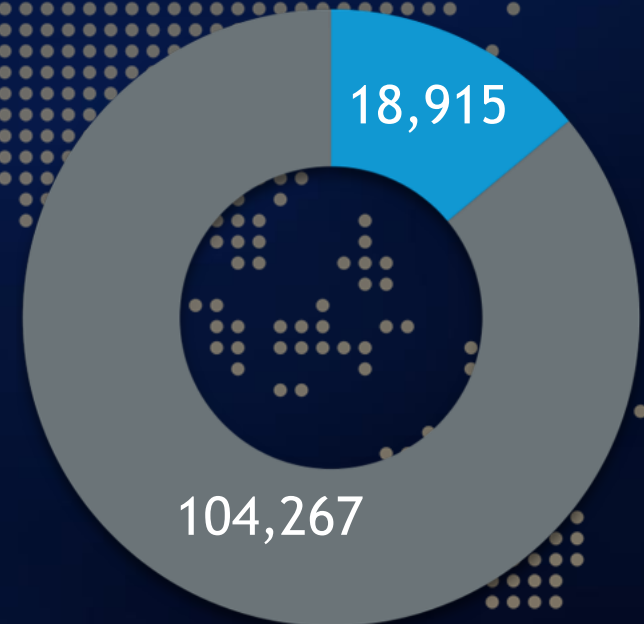
WORLD POPULATION



CHURCH MEMBERSHIP



CHURCH INSTITUTIONS

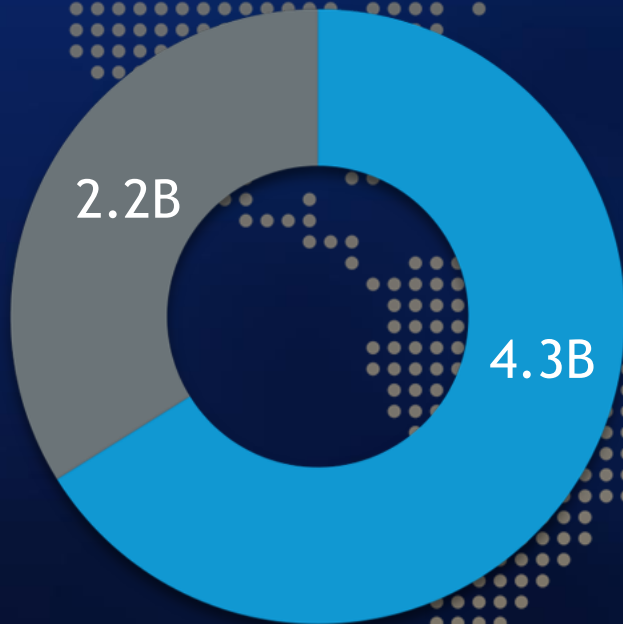


● INSIDE
● OUTSIDE

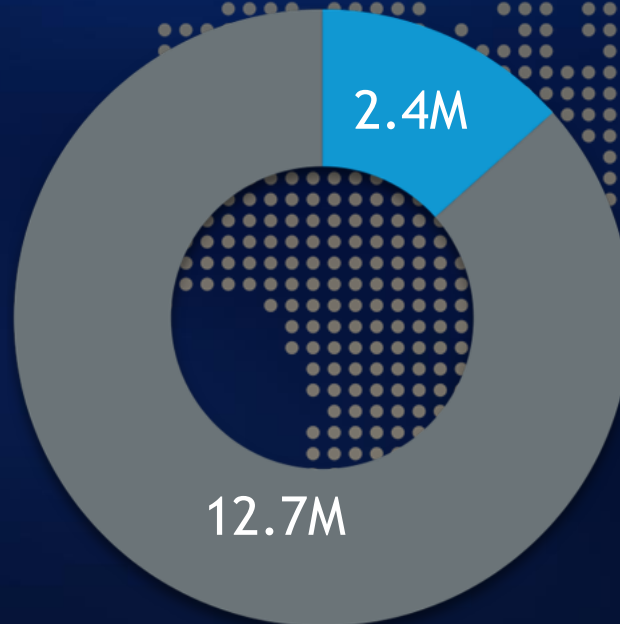
2005

10/40 WINDOW

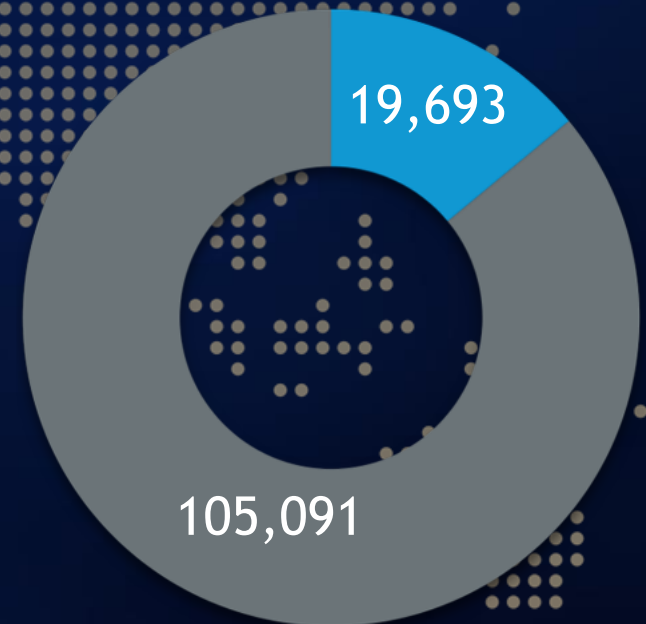
WORLD POPULATION



CHURCH MEMBERSHIP



CHURCH INSTITUTIONS

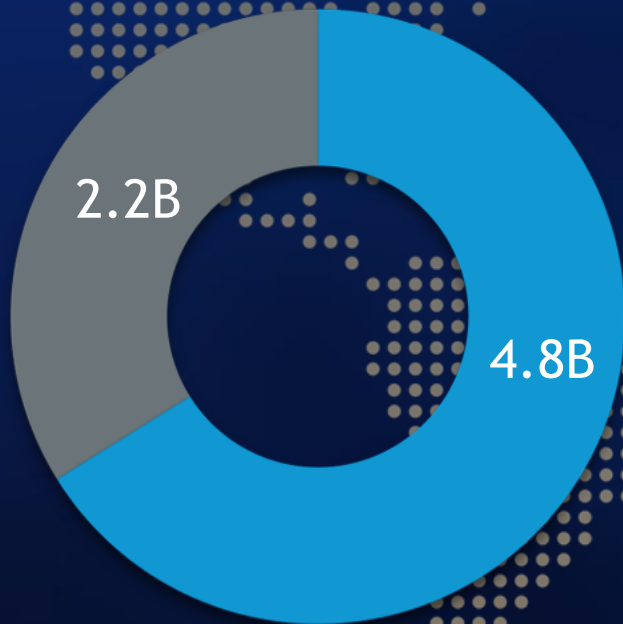


● INSIDE
● OUTSIDE

2006

10/40 WINDOW

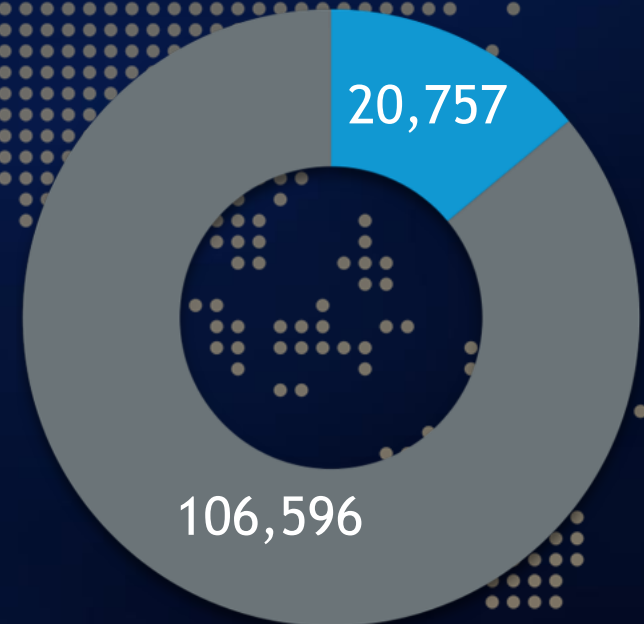
WORLD POPULATION



CHURCH MEMBERSHIP



CHURCH INSTITUTIONS

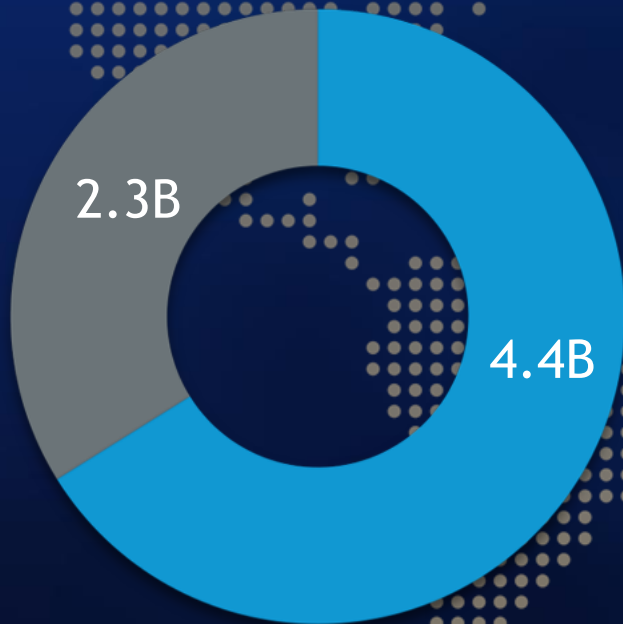


● INSIDE
● OUTSIDE

2007

10/40 WINDOW

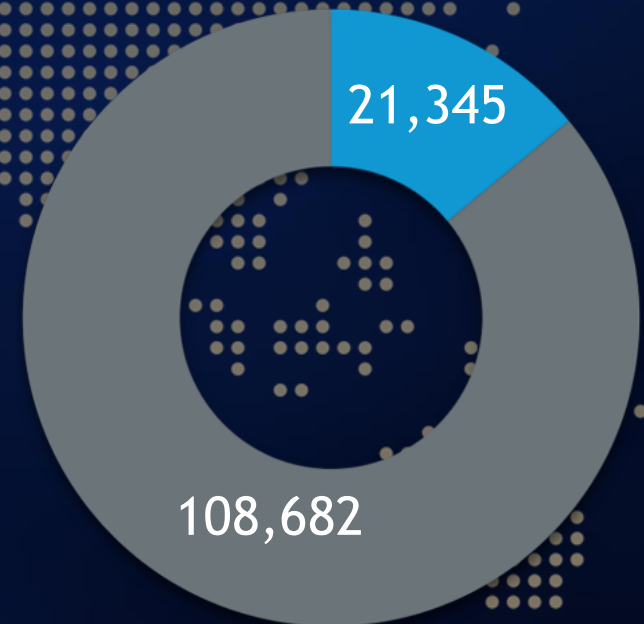
WORLD POPULATION



CHURCH MEMBERSHIP



CHURCH INSTITUTIONS

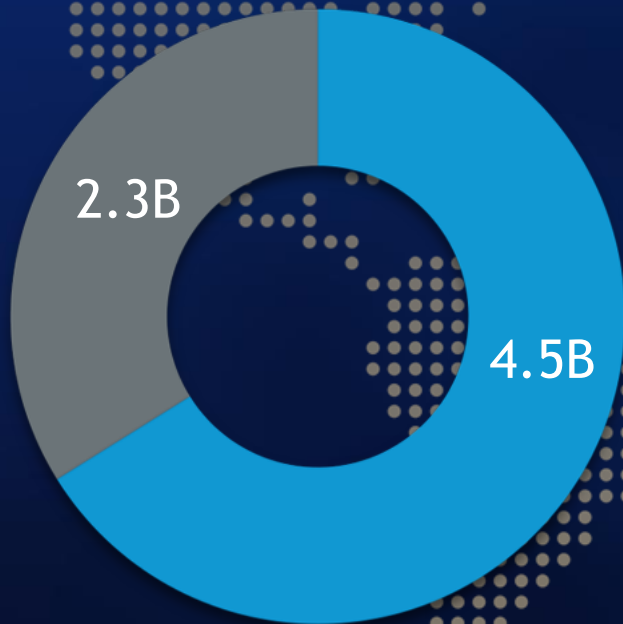


● INSIDE
● OUTSIDE

2008

10/40 WINDOW

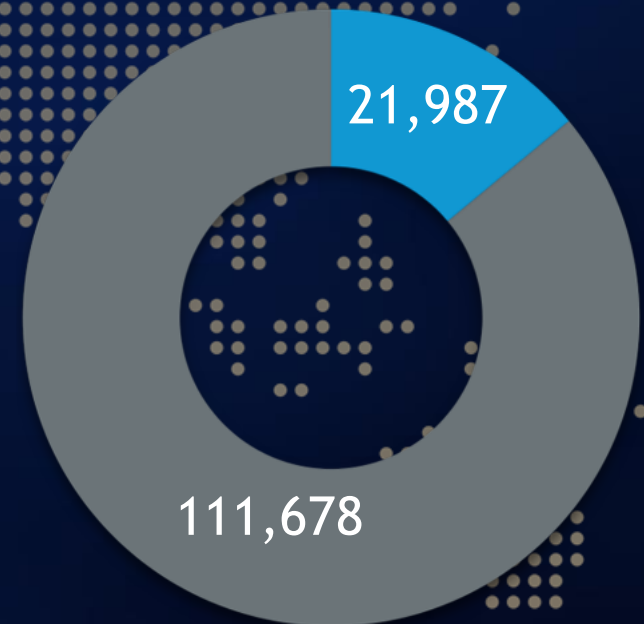
WORLD POPULATION



CHURCH MEMBERSHIP



CHURCH INSTITUTIONS



● INSIDE
● OUTSIDE

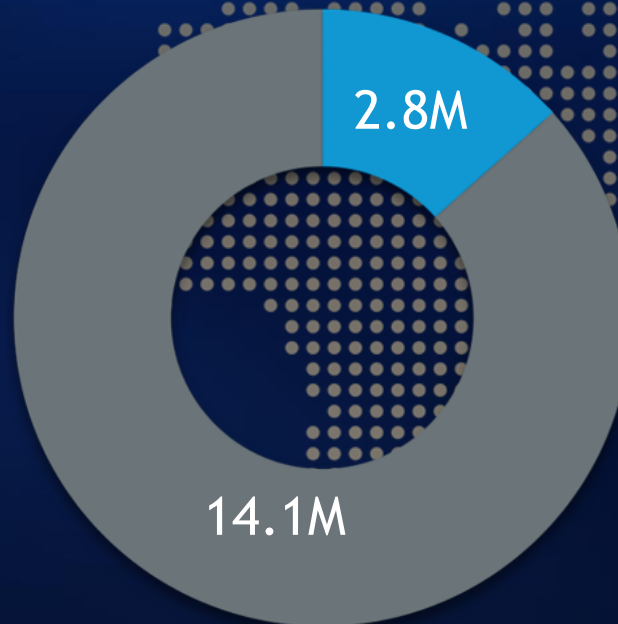
2009

10/40 WINDOW

WORLD POPULATION



CHURCH MEMBERSHIP



CHURCH INSTITUTIONS

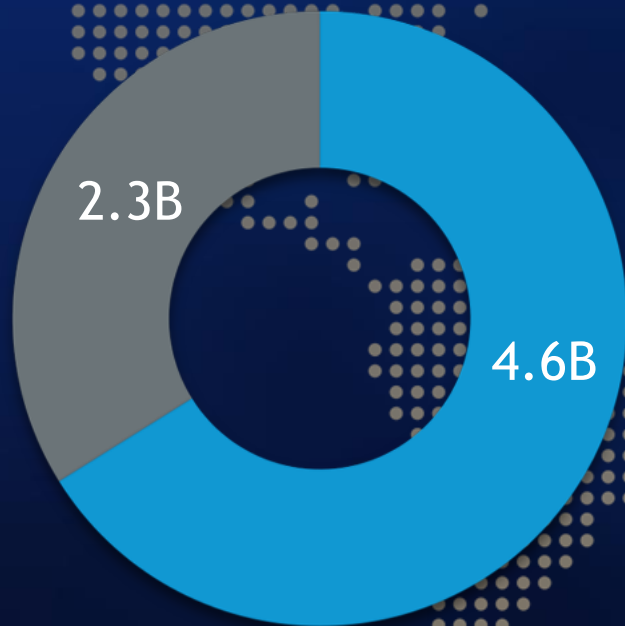


● INSIDE
● OUTSIDE

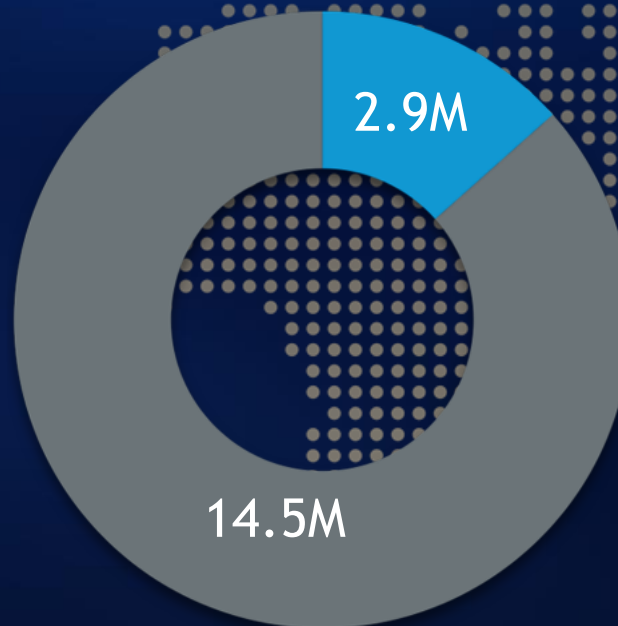
2010

10/40 WINDOW

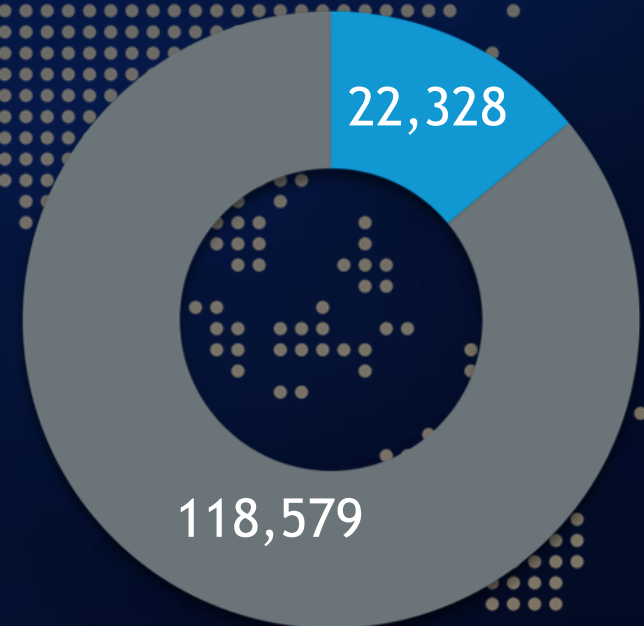
WORLD POPULATION



CHURCH MEMBERSHIP



CHURCH INSTITUTIONS

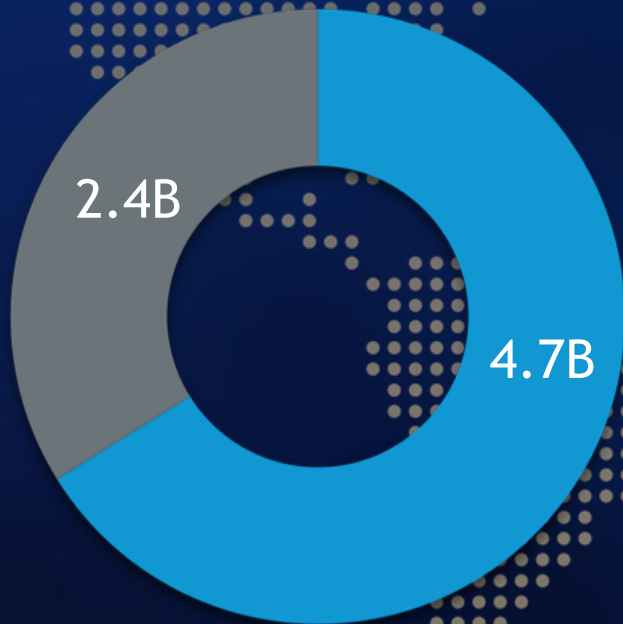


● INSIDE
● OUTSIDE

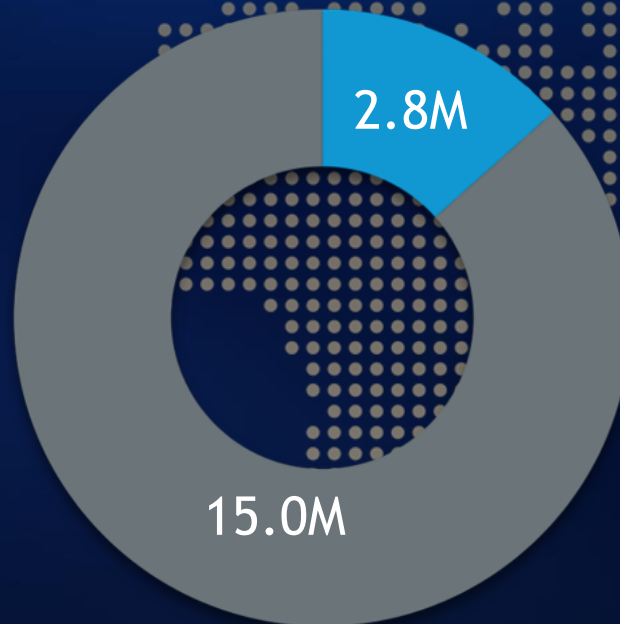
2011

10/40 WINDOW

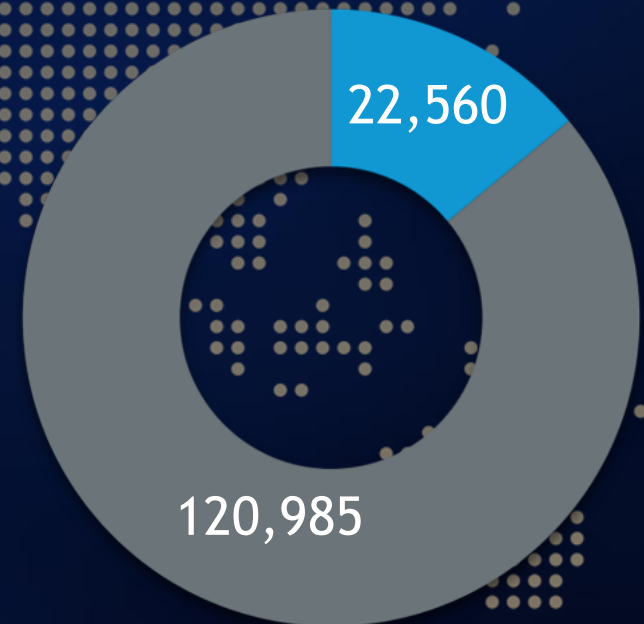
WORLD POPULATION



CHURCH MEMBERSHIP



CHURCH INSTITUTIONS

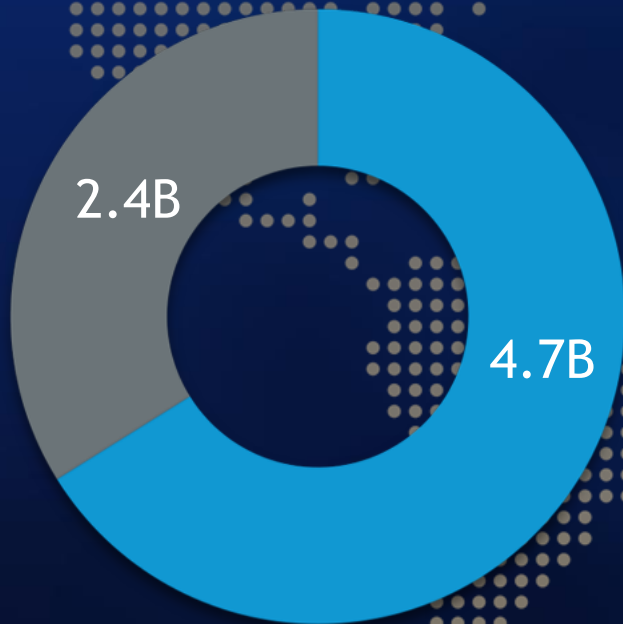


● INSIDE
● OUTSIDE

2012

10/40 WINDOW

WORLD POPULATION



CHURCH MEMBERSHIP



CHURCH INSTITUTIONS

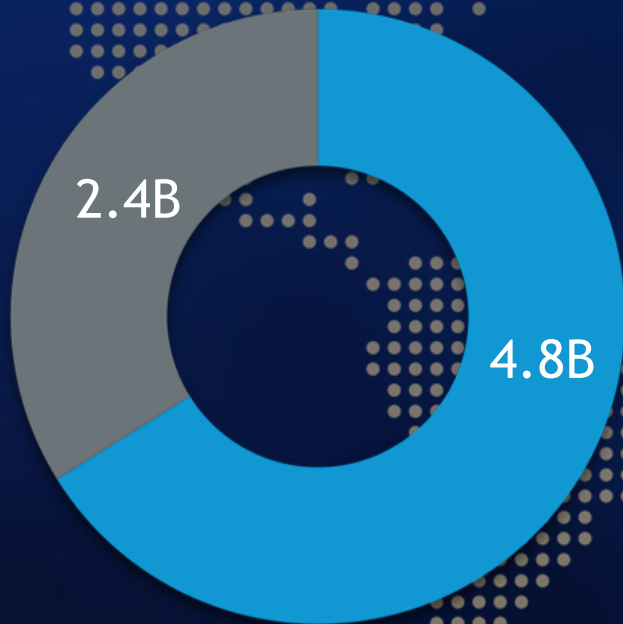


● INSIDE
● OUTSIDE

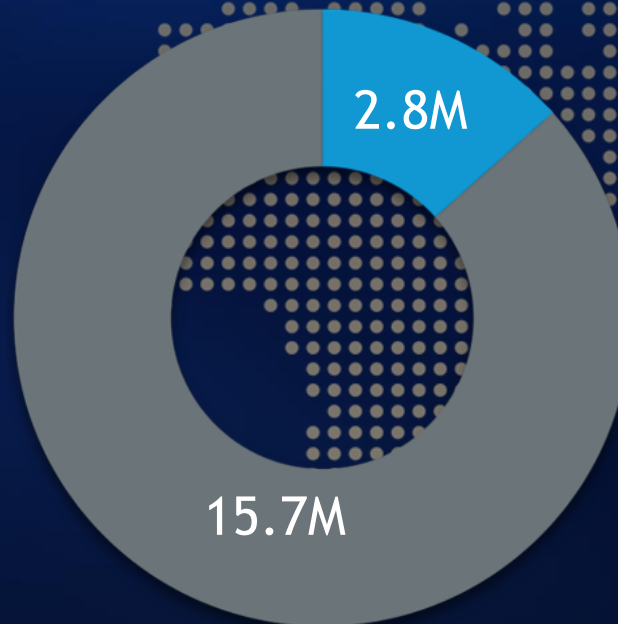
2013

10/40 WINDOW

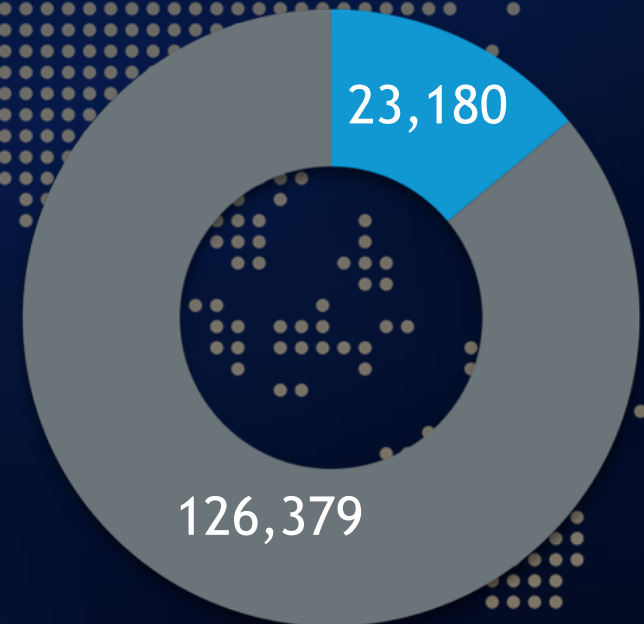
WORLD POPULATION



CHURCH MEMBERSHIP



CHURCH INSTITUTIONS

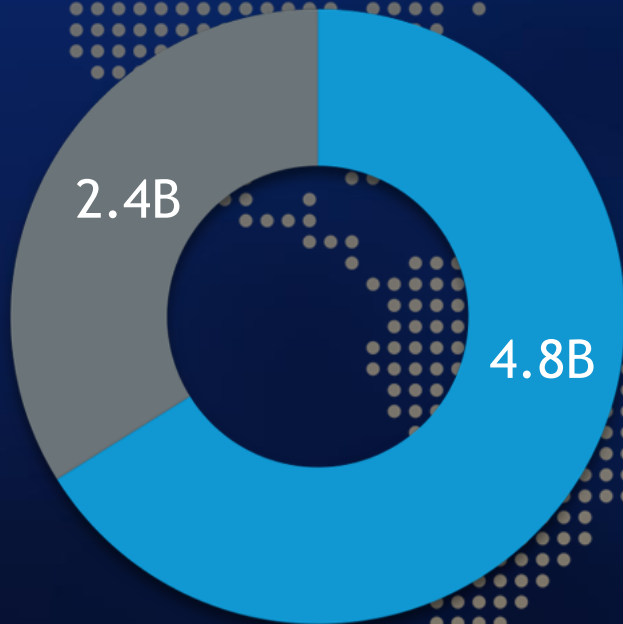


● INSIDE
● OUTSIDE

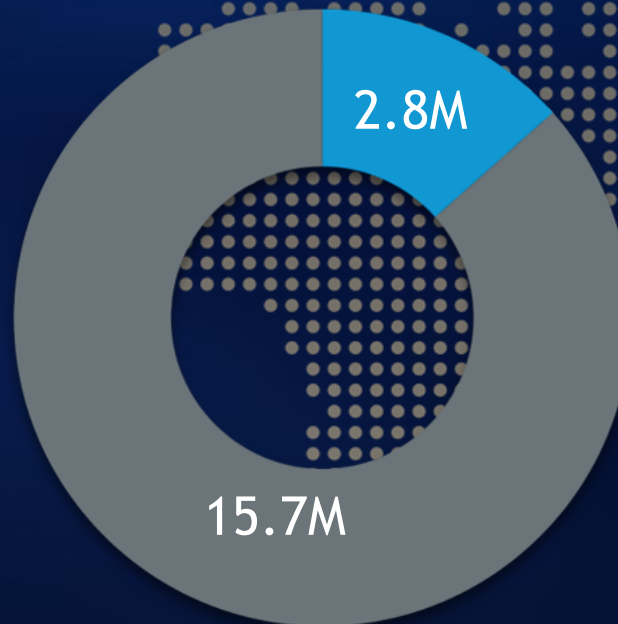
2014

10/40 WINDOW

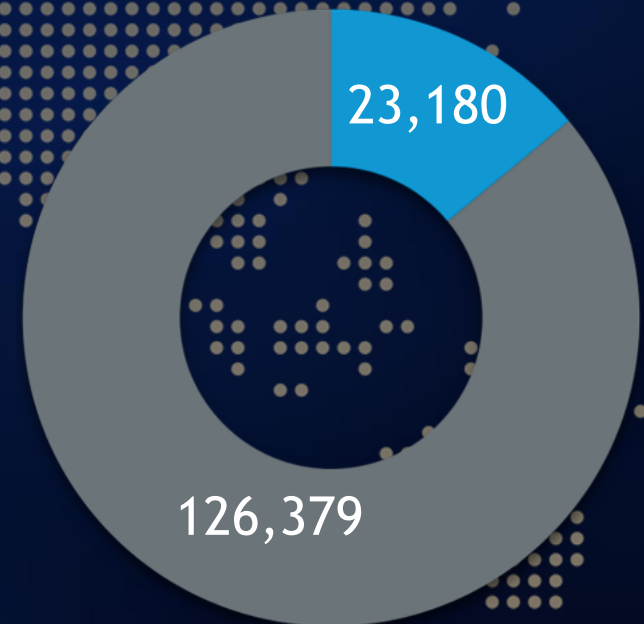
WORLD POPULATION



CHURCH MEMBERSHIP



CHURCH INSTITUTIONS

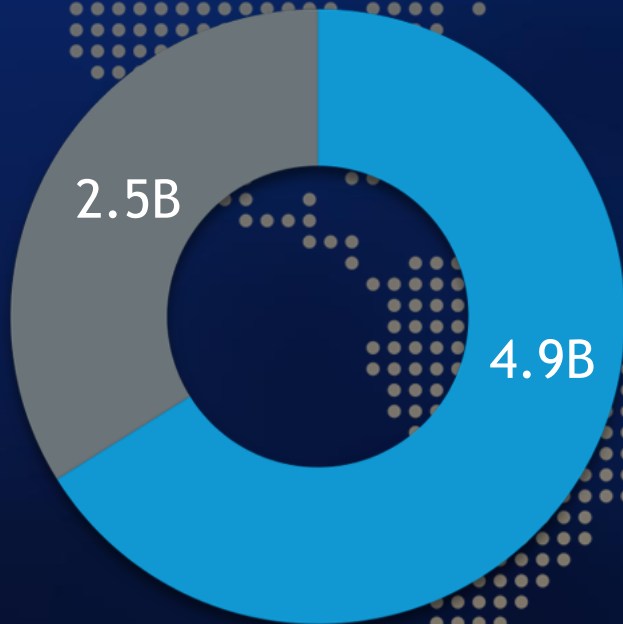


● INSIDE
● OUTSIDE

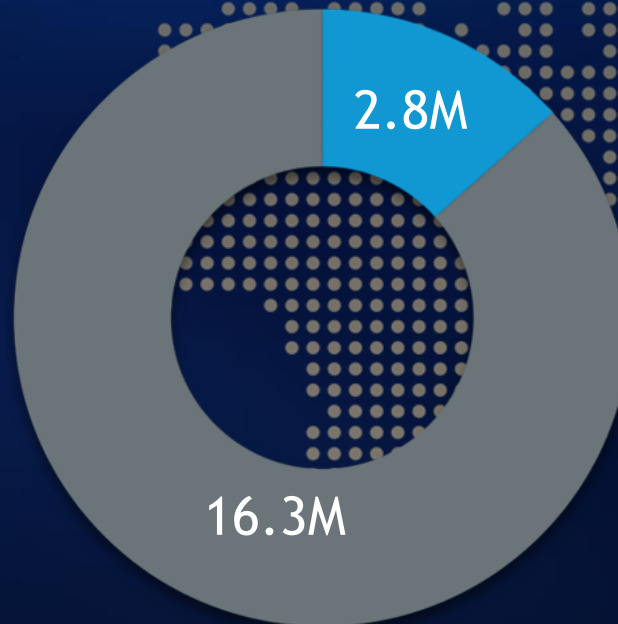
2014

10/40 WINDOW

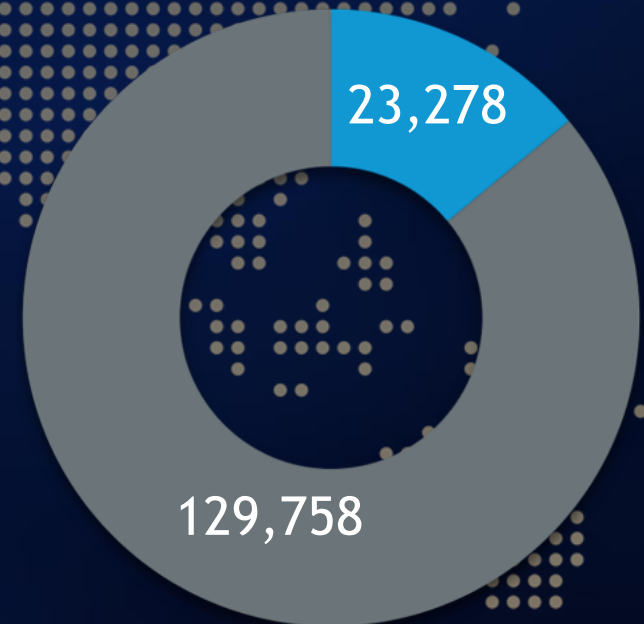
WORLD POPULATION



CHURCH MEMBERSHIP



CHURCH INSTITUTIONS

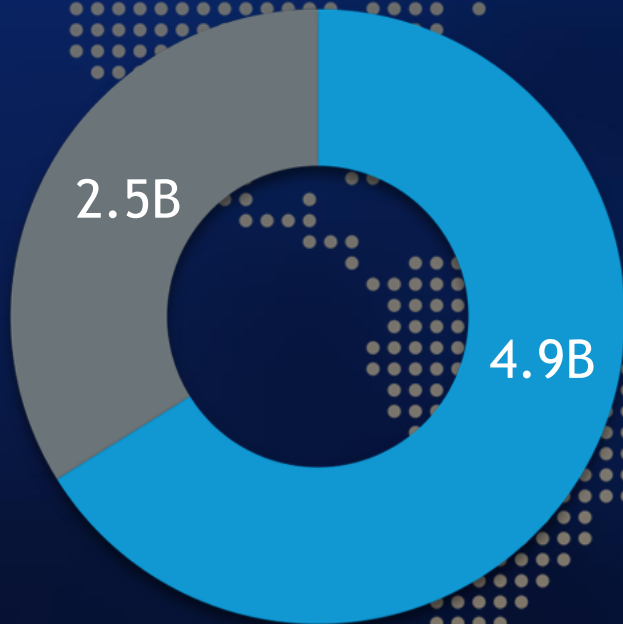


● INSIDE
● OUTSIDE

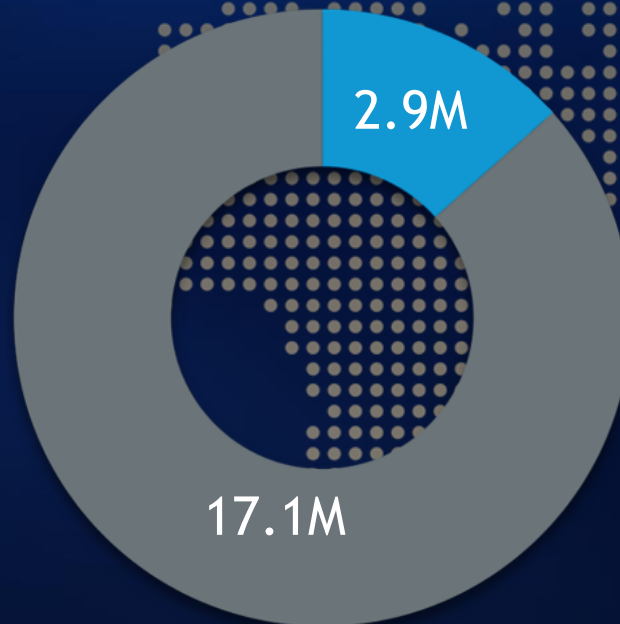
2015

10/40 WINDOW

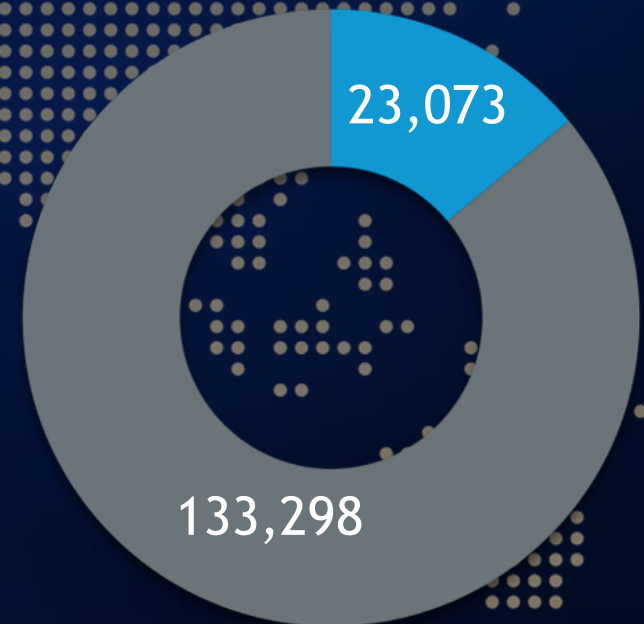
WORLD POPULATION



CHURCH MEMBERSHIP



CHURCH INSTITUTIONS

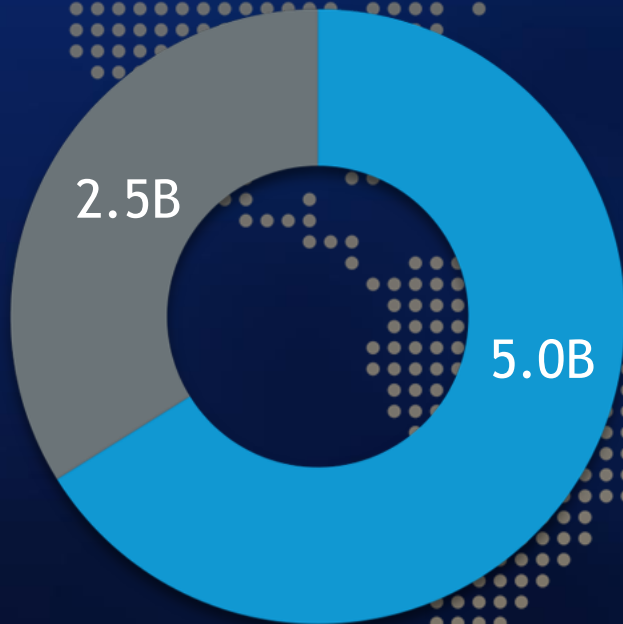


● INSIDE
● OUTSIDE

2016

10/40 WINDOW

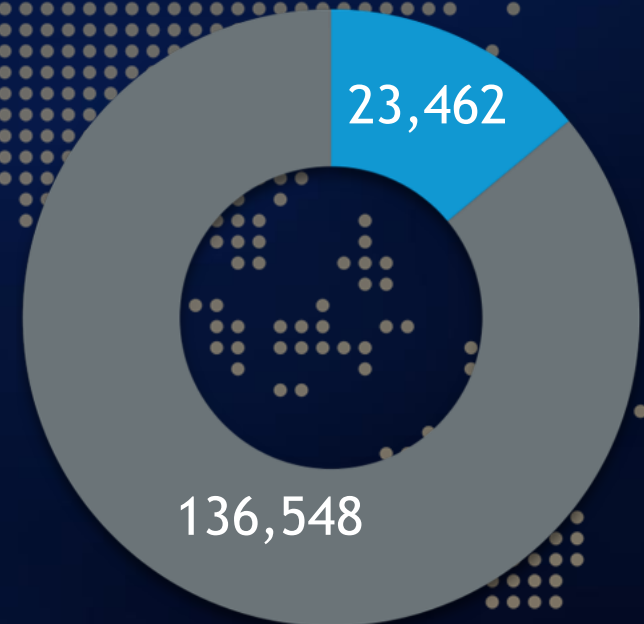
WORLD POPULATION



CHURCH MEMBERSHIP



CHURCH INSTITUTIONS

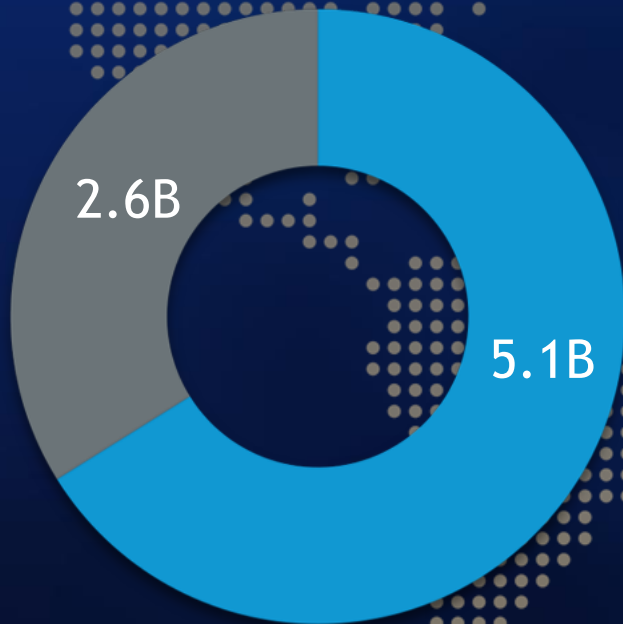


● INSIDE
● OUTSIDE

2017

10/40 WINDOW

WORLD POPULATION



CHURCH MEMBERSHIP



CHURCH INSTITUTIONS

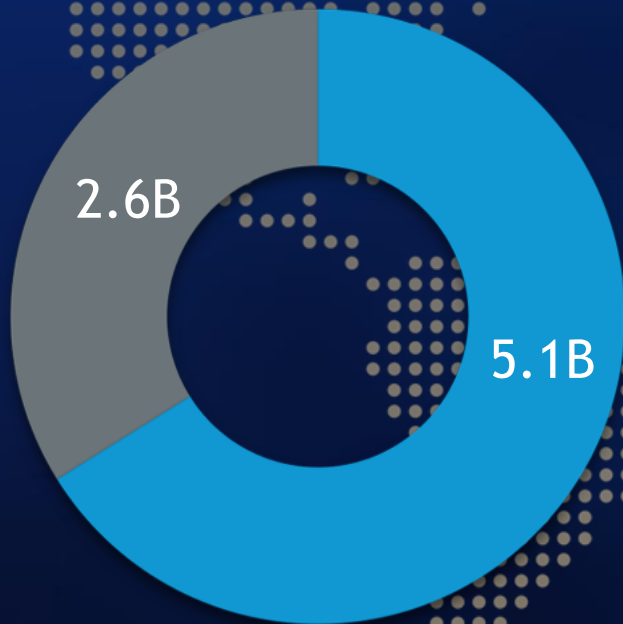


● INSIDE
● OUTSIDE

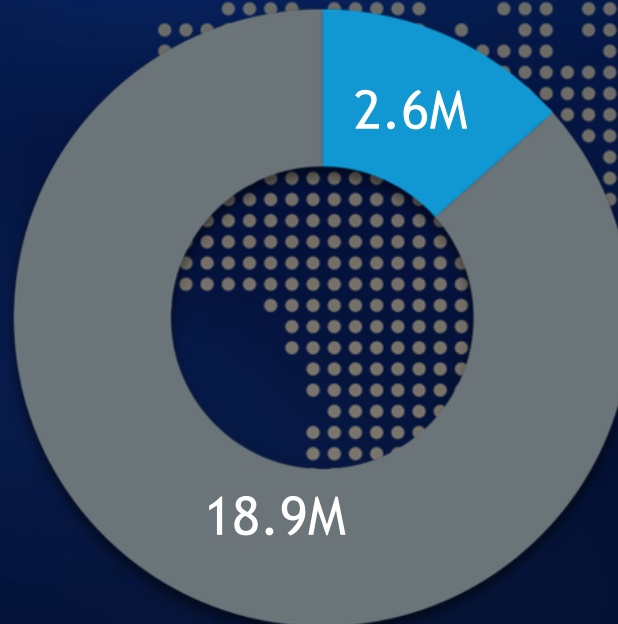
2018

10/40 WINDOW

WORLD POPULATION



CHURCH MEMBERSHIP



CHURCH INSTITUTIONS

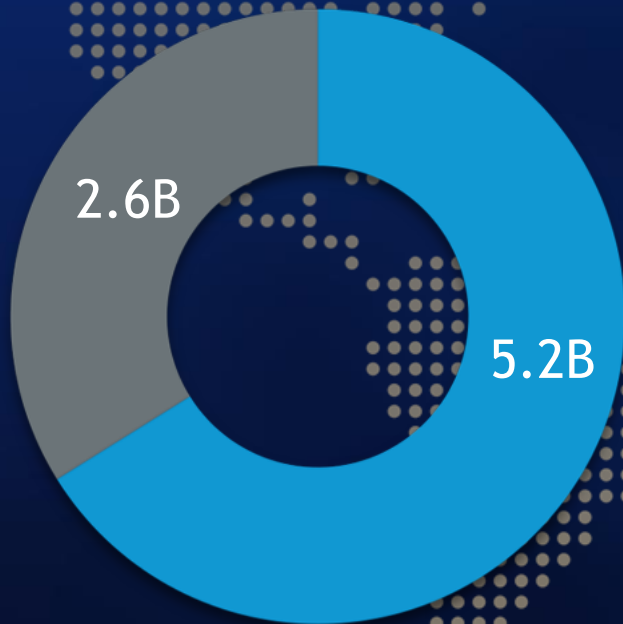


● INSIDE
● OUTSIDE

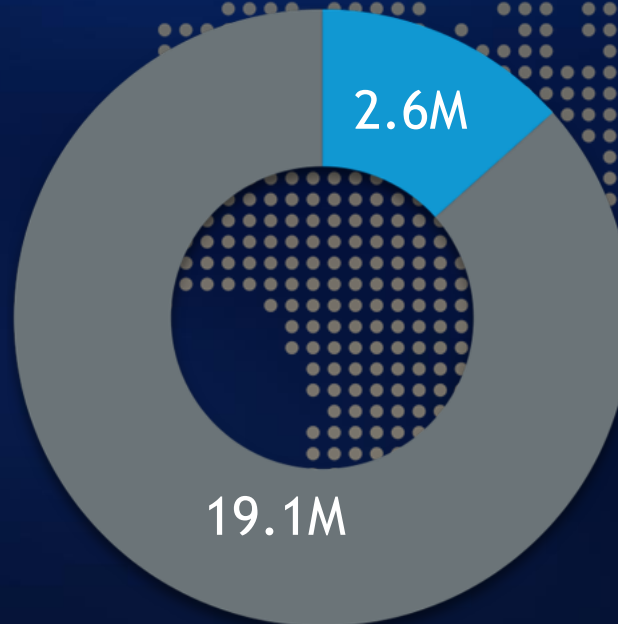
2019

10/40 WINDOW

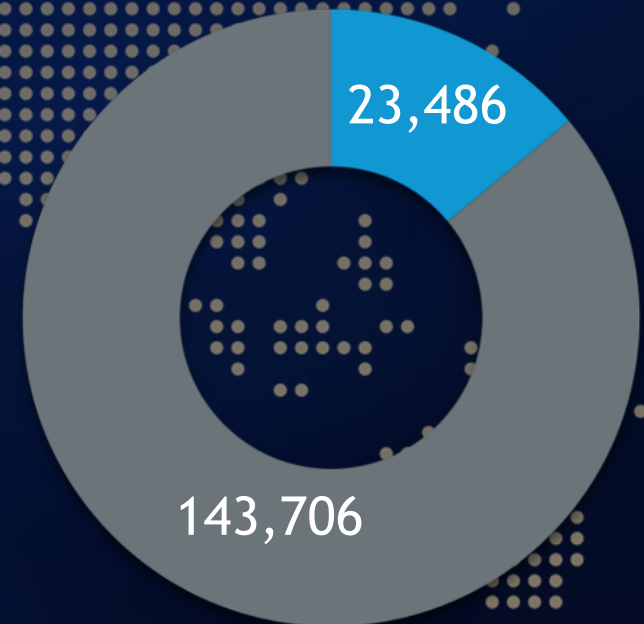
WORLD POPULATION



CHURCH MEMBERSHIP



CHURCH INSTITUTIONS

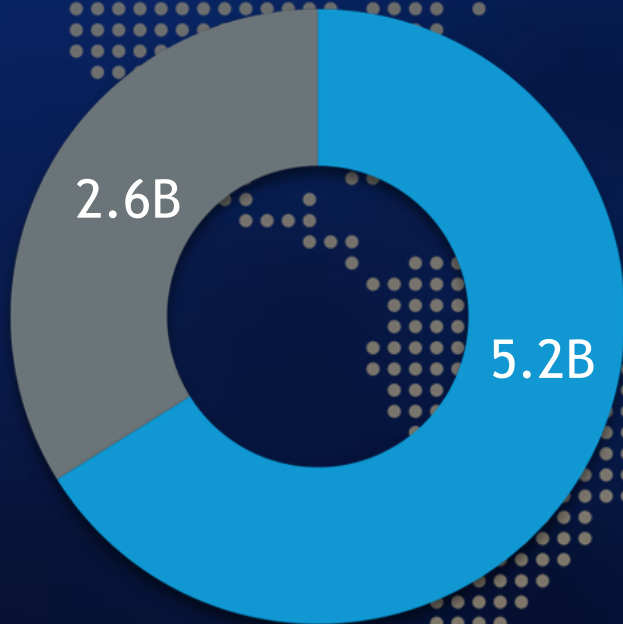


● INSIDE
● OUTSIDE

2020

10/40 WINDOW

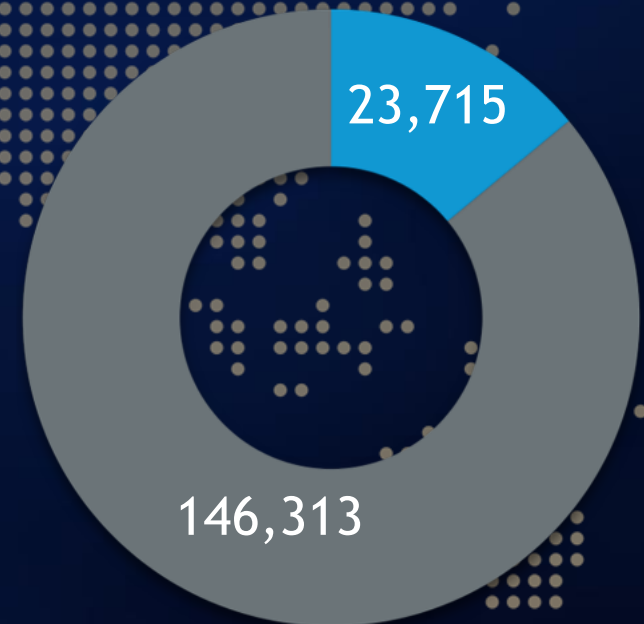
WORLD POPULATION



CHURCH MEMBERSHIP



CHURCH INSTITUTIONS

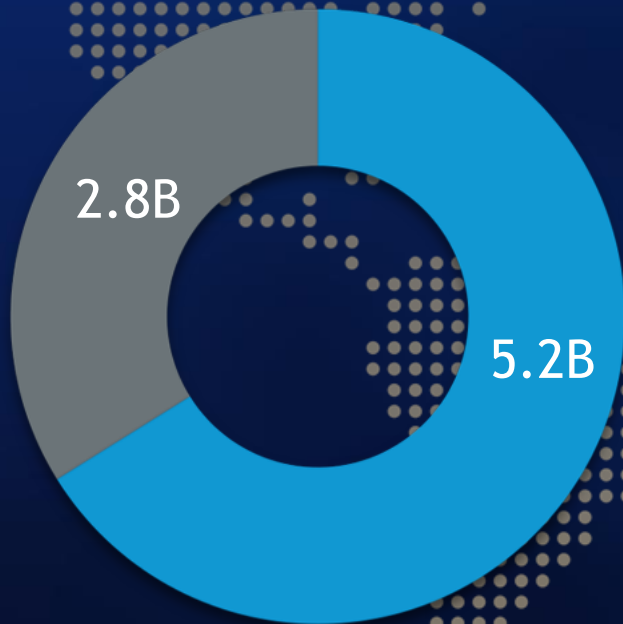


● INSIDE
● OUTSIDE

2021

10/40 WINDOW

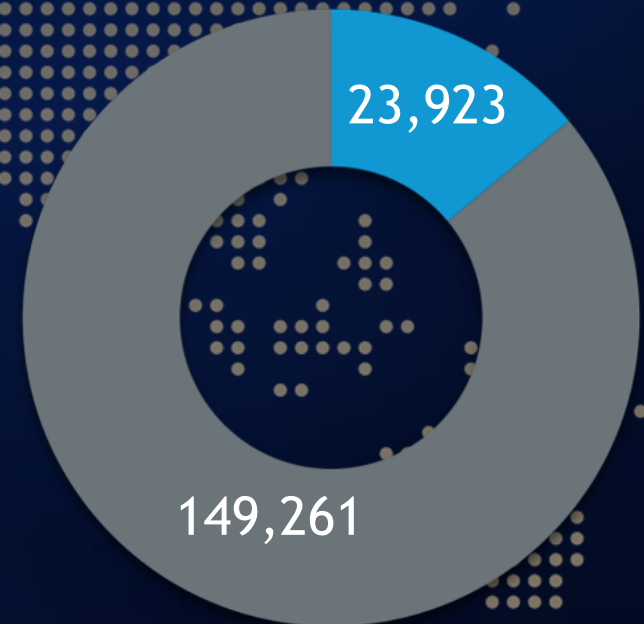
WORLD POPULATION



CHURCH MEMBERSHIP



CHURCH INSTITUTIONS



● INSIDE
● OUTSIDE

2022

POPULATION PER MEMBER

Ratios by continent: 20-year Trends

2003

Lower numbers = Better

329:1



North America

105:1



Central America/
Caribbean America

133:1



South
America

1,955:1



Europe

198:1



Africa

1,522:1



Asia

89:1



Oceania

POPULATION PER MEMBER

Ratios by continent: 20-year Trends

2004

Lower numbers = Better

326:1



North America

103:1



Central America/
Caribbean America

125:1



South
America

1,946:1



Europe

194:1



Africa

1,540:1



Asia

88:1



Oceania

POPULATION PER MEMBER

Ratios by continent: 20-year Trends

2005

Lower numbers = Better

325:1



North America

100:1



Central America/
Caribbean America

120:1



South
America

1,929:1



Europe

189:1



Africa

1,515:1



Asia

85:1



Oceania

POPULATION PER MEMBER

Ratios by continent: 20-year Trends

2006

Lower numbers = Better

322:1

95:1

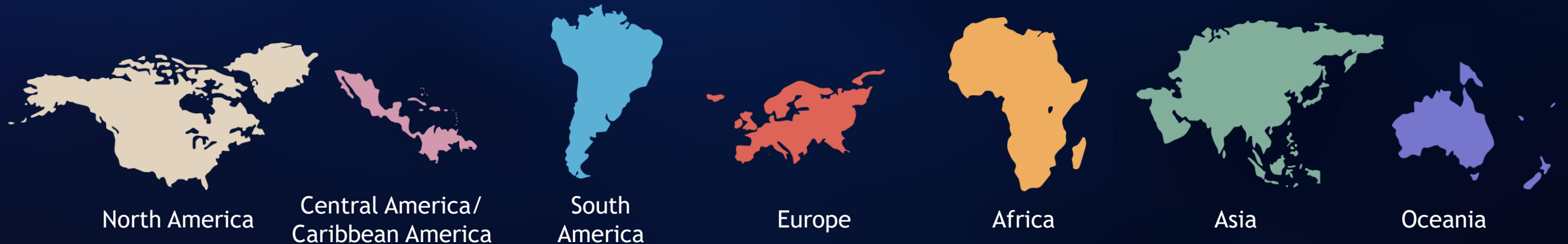
117:1

1,927:1

185:1

1,532:1

86:1



POPULATION PER MEMBER

Ratios by continent: 20-year Trends

2007

Lower numbers = Better

319:1

90:1

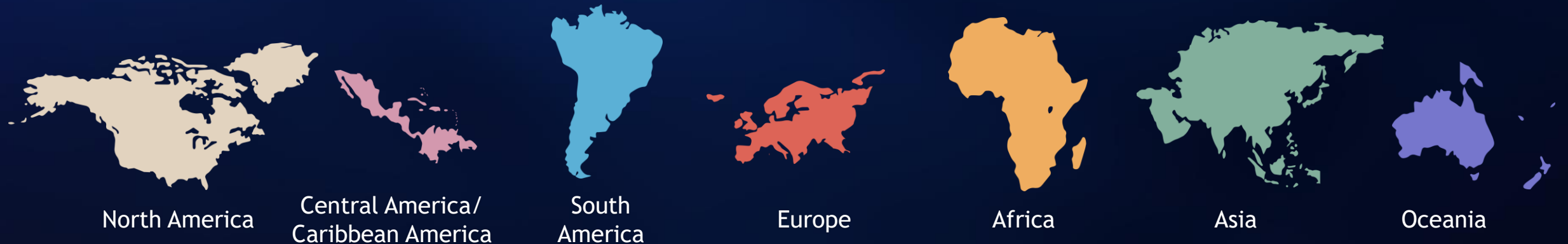
114:1

1,917:1

180:1

1,448:1

86:1



POPULATION PER MEMBER

Ratios by continent: 20-year Trends

2008

Lower numbers = Better

316:1

86:1

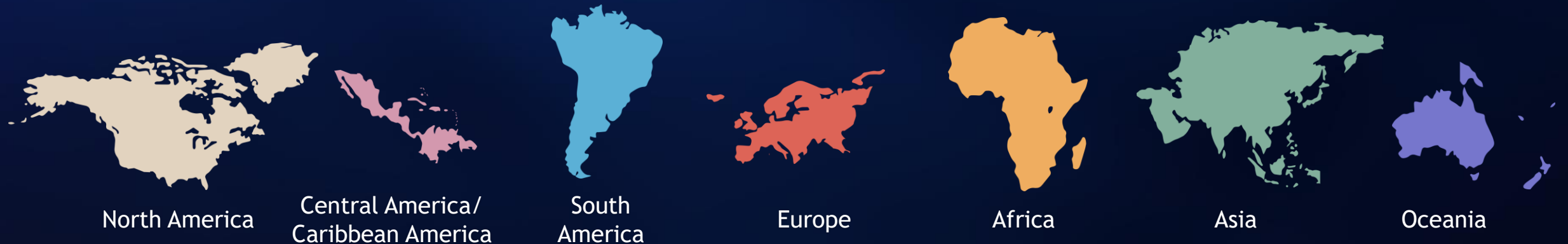
130:1

1,926:1

176:1

1,374:1

87:1



POPULATION PER MEMBER

Ratios by continent: 20-year Trends

2009

Lower numbers = Better

312:1

83:1

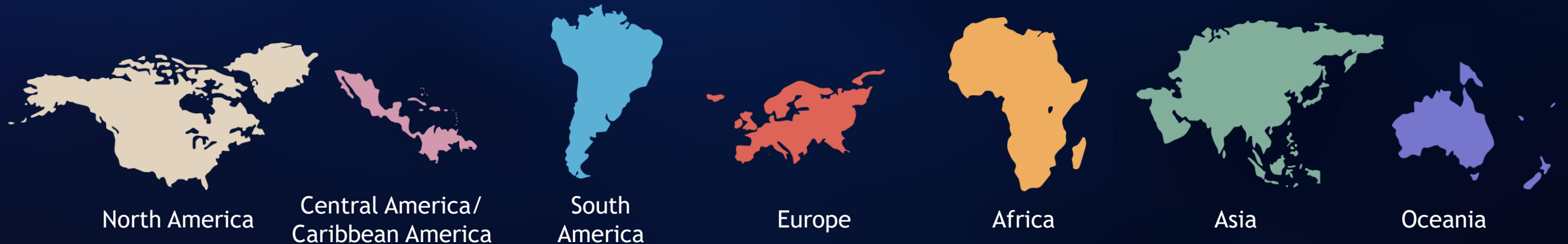
150:1

1,917:1

173:1

1,333:1

86:1



POPULATION PER MEMBER

Ratios by continent: 20-year Trends

2010

Lower numbers = Better

307:1

80:1

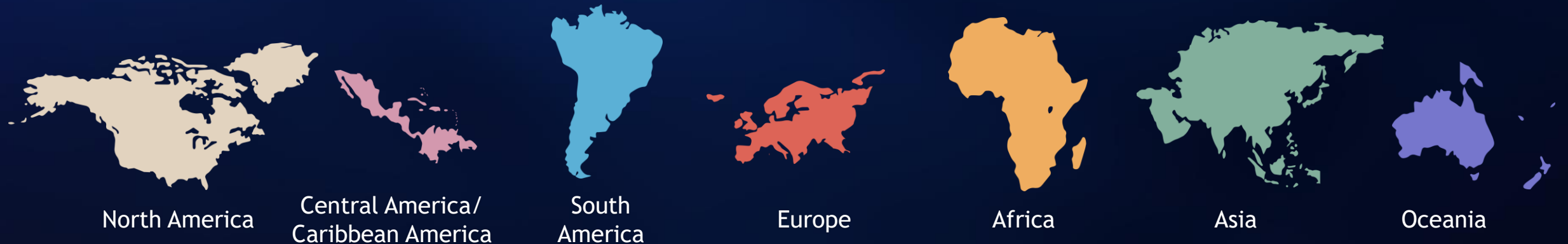
155:1

1,907:1

169:1

1,296:1

86:1



POPULATION PER MEMBER

Ratios by continent: 20-year Trends

2011

Lower numbers = Better

306:1

79:1

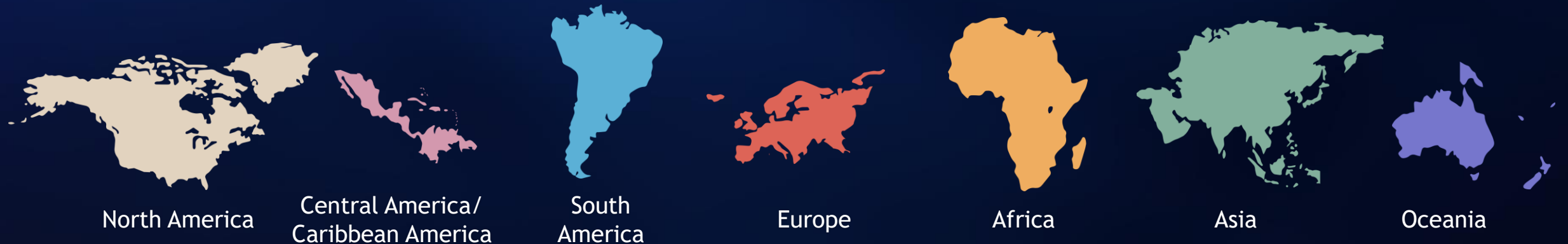
154:1

1,904:1

166:1

1,258:1

87:1



POPULATION PER MEMBER

Ratios by continent: 20-year Trends

2012

Lower numbers = Better

303:1

78:1

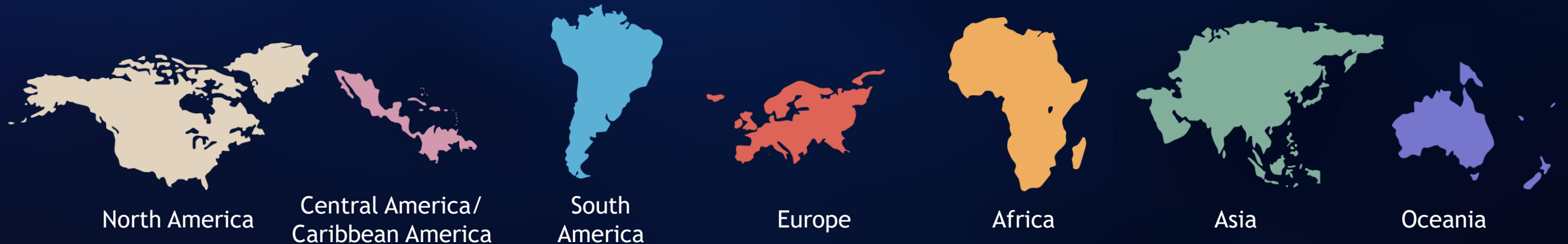
152:1

1,975:1

165:1

1,234:1

91:1




POPULATION PER MEMBER

Ratios by continent: 20-year Trends

2013

Lower numbers = Better

301:1




77:1



146:1



1,978:1



165:1



1,252:1



91:1



North America



Central America/
Caribbean America



South
America



Europe



Africa



Asia



Oceania

POPULATION PER MEMBER

Ratios by continent: 20-year Trends

2014

Lower numbers = Better

298:1

80:1

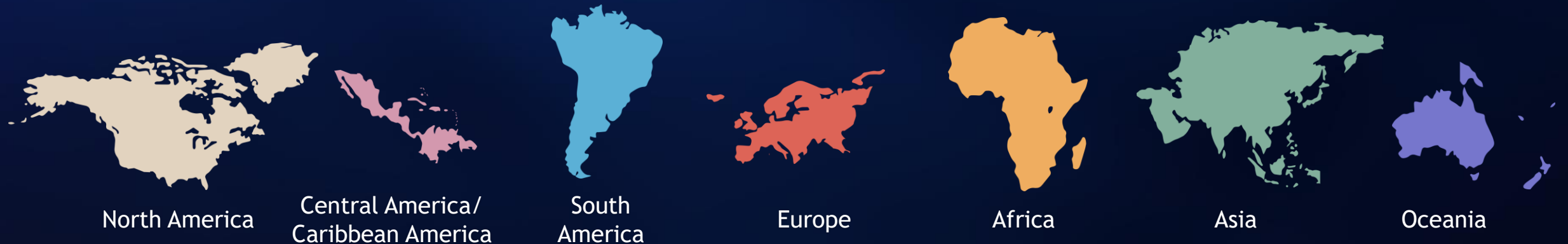
144:1

1,988:1

166:1

1,256:1

90:1



POPULATION PER MEMBER

Ratios by continent: 20-year Trends

2015

Lower numbers = Better

297:1

82:1

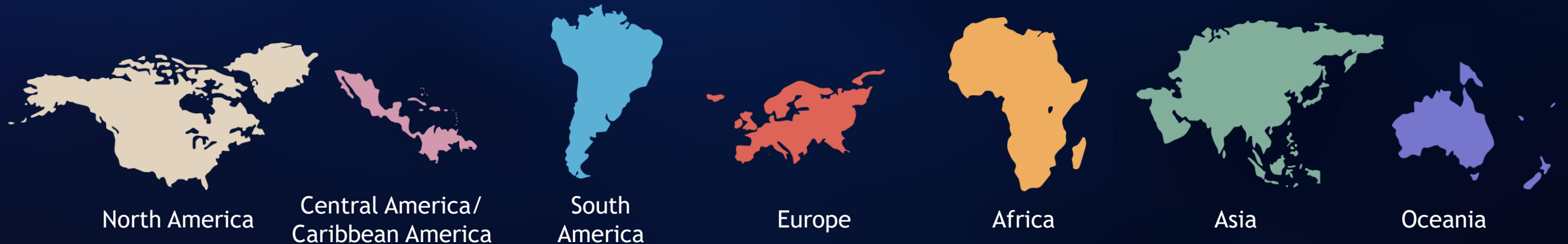
141:1

1,995:1

162:1

1,230:1

90:1



POPULATION PER MEMBER

Ratios by continent: 20-year Trends

2016

Lower numbers = Better

295:1

81:1

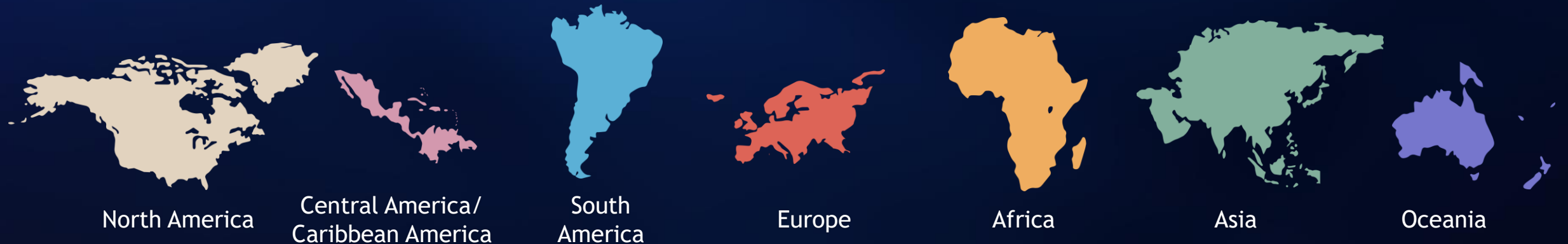
138:1

1,988:1

156:1

1,205:1

87:1



POPULATION PER MEMBER

Ratios by continent: 20-year Trends

2017

Lower numbers = Better

293:1

80:1

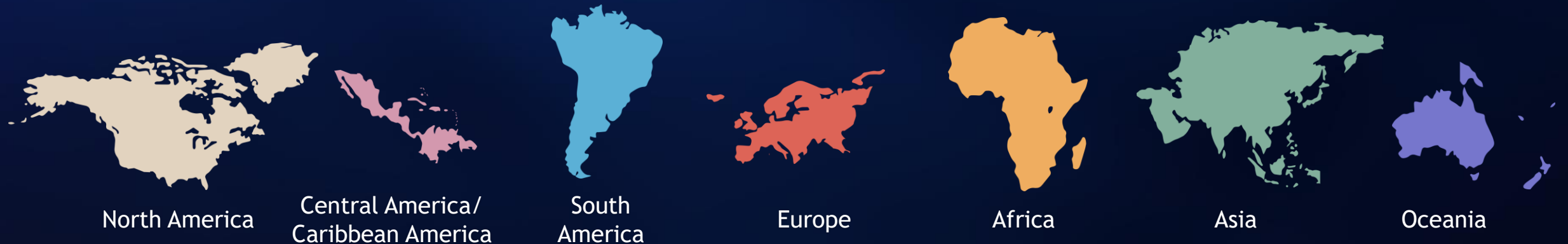
136:1

2,006:1

153:1

1,192:1

81:1



POPULATION PER MEMBER

Ratios by continent: 20-year Trends

2018

Lower numbers = Better

293:1

80:1

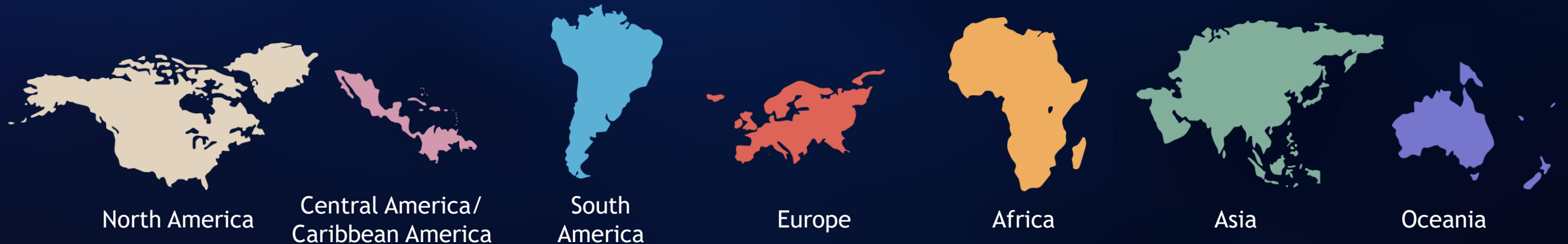
139:1

2,014:1

147:1

1,170:1

77:1



POPULATION PER MEMBER

Ratios by continent: 20-year Trends

2019

Lower numbers = Better

294:1

80:1

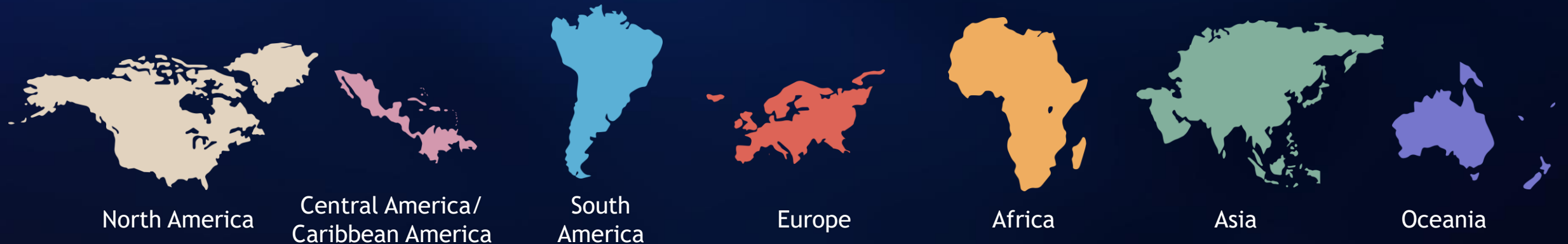
137:1

2,021:1

140:1

1,318:1

75:1



POPULATION PER MEMBER

Ratios by continent: 20-year Trends

2020

Lower numbers = Better

293:1

82:1

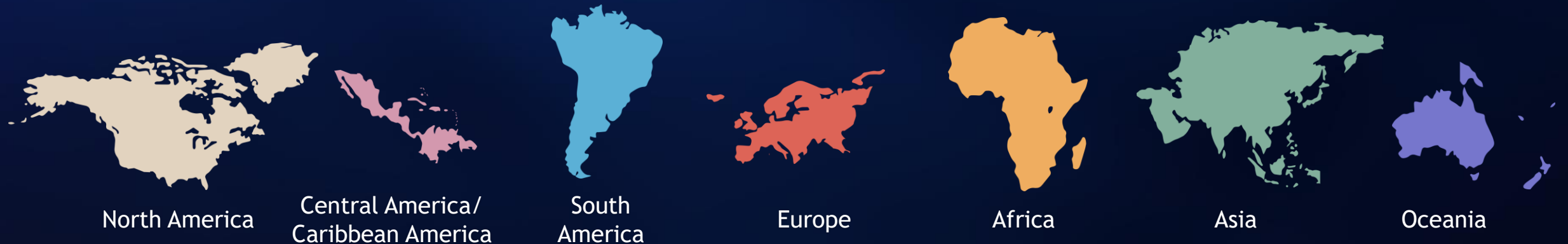
137:1

2,037:1

158:1

1,305:1

73:1



POPULATION PER MEMBER

Ratios by continent: 20-year Trends

2021

Lower numbers = Better

294:1

82:1

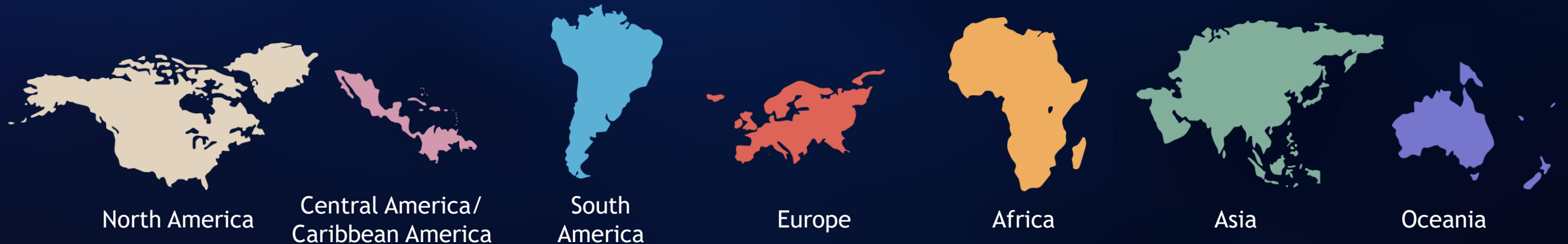
138:1

2,040:1

141:1

1,288:1

71:1



POPULATION PER MEMBER

Ratios by continent: 20-year Trends

2022

Lower numbers = Better

305:1

82:1

137:1

2,049:1

144:1

1,263:1

70:1



North America



Central America/
Caribbean America



South
America



Europe



Africa



Asia



Oceania



GENERAL CONFERENCE SECRETARIAT REPORT



DAVID TRIM, DIRECTOR
ARCHIVES, STATISTICS,
AND RESEARCH



GERSON SANTOS
ASSOCIATE SECRETARY

A cinematic photograph of Jesus walking towards the viewer across a rocky riverbed. He has long dark hair and a beard, wearing a white robe over a dark tunic. Behind him, a group of people, including men and women in traditional robes and head coverings, follow him. The background shows a dry, hilly landscape with some greenery. The text "COME AND FOLLOW" is overlaid in white capital letters across the center of the image.

COME AND FOLLOW



I WILL MAKE YOU . . .

FISHERS OF MEN



GENERAL CONFERENCE SECRETARIAT REPORT



DAVID TRIM, DIRECTOR
ARCHIVES, STATISTICS,
AND RESEARCH



GERSON SANTOS
ASSOCIATE SECRETARY



HENSLEY MOOROOVEN
UNDERSECRETARY



CLAUDE RICHLI
ASSOCIATE SECRETARY



SAMUEL SAW
ASSOCIATE SECRETARY





MISSION REFOCUS

GENERAL CONFERENCE SECRETARIAT STRATEGIC PLAN

2020



2025



INTEGRATED FOR MISSION





6 TRAINING AND ASSESSMENT

KEY STRATEGIC ISSUE

For the past five years the Secretariat Development Program (formerly Secretariat Nurture and Evaluation Program) has significantly raised the importance and performance of division and many union administrators. Adjustments are needed to adequately address new areas, and to increase the usefulness of the document so it can be used at the conference level.

OBJECTIVES

1. To enhance the transparency, accountability, and credibility of denominational organizations, operations, and mission initiatives (IWG Leadership Objective 10)
2. Develop a revised Secretariat Development Program
3. Provide training to all division secretaries on the new Secretariat Development Program and its use (IWG KPI 10.2)
4. Develop a tracking system for all completed evaluations which can be plotted, and results entered into a central document

KEY PERFORMANCE INDICATORS (KPIs)

KPI 1 Develop a revised and updated instrument that takes into consideration specific issues related to individual divisions as well as the new areas of responsibilities implemented in all divisions

KPI 2 Conduct assessments in all unions not

KPI

KPI 4 Train all division/union secretaries on the new instrument and its use (IWG KPI 10.2)

KPI 5 Develop and implement a tracking so all major recommendations can be plotted for all divisions

KPI 6 Develop and implement a follow-up system to track improvements on major recommendations for all divisions

4. Develop a tracking system for all completed evaluations which can be plotted, and results entered into a central document





Secretariat Development Program



Claude Richli



PURPOSE



Improve the professional qualifications of our secretaries by giving them feedback about their strengths and weaknesses



Help ensure that secretariat offices perform at a level that will protect the Church



Improve the trust of our constituencies towards SEC



Share best practices



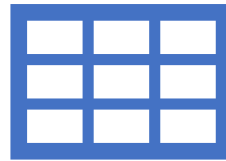
Develop an esprit de corps and a sense of being a global body of professionals in a specialized service to the Church

THREE STAGES



Stage #1: 2010 – 2015
Pen and paper

1



Stage #2: 2016-2022
Excel Spreadsheets

2



Stage #3: 2023-
Cloud-based

3



SharePoint

Welcome to the Secretariat Development Program

Your platform for tools and instructions for implementing the Secretariat Assessment



On this platform, you will find all the tools your need to conduct secretariat assessments in your territory. When you scroll down, you will find the resources you need in French, Portuguese and Spanish.

If you scroll further down, you will find the links



SurveySparrow



SEC Archives and Record Center

In My Surveys . Last Modified: 02 Sep 2023

220
Questions

8
Responses

100.00%
Completion Rate



SEC 360 Assessment

In My Surveys . Last Modified: 23 Aug 2023

110

102

100.00%



SEC Function & Facility

In My Surveys . Last Modified: 16 Aug 2023

Competency Summary

Overall Summary

This section will give you an idea on the overall score of the executive secretary

9.5_{/10}



Ringkasan Keseluruhan

Bagian ini akan memberi Anda gambaran tentang skor keseluruhan seorang karyawan

8.9_{/10}

Sekretaris sebagai pemimpin Gereja



Sekretaris sebagai komunikator



Sekretaris sebagai pemain tim



Sekretaris sebagai pengurus Gereja

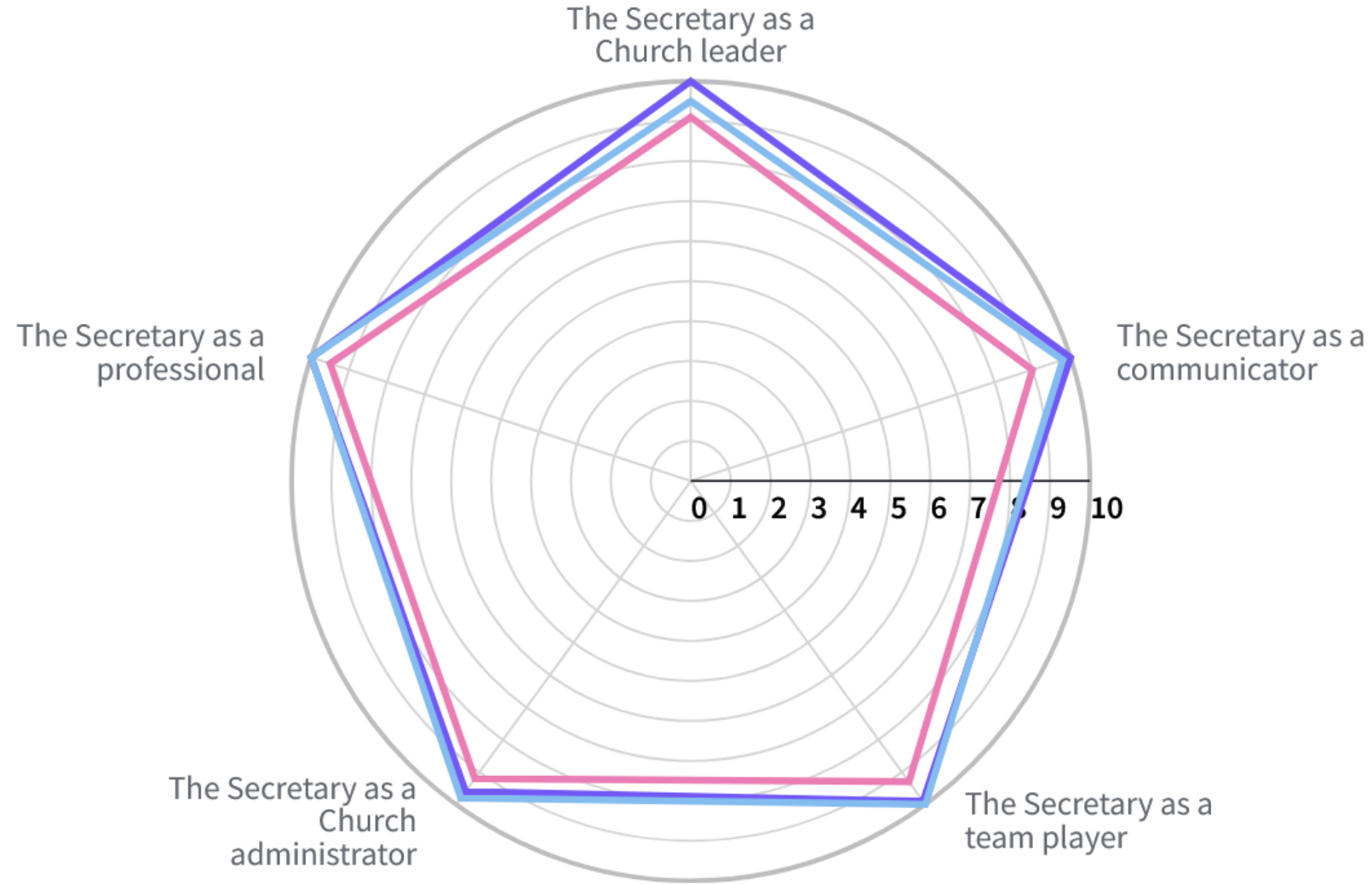


Sekretaris sebagai profesional



Sekretaris sebagai pemimpin Gereja







■ Ser ■ Evaluadores externos ■ Evaluadores internos

The Secretary as a Church leader

9.4/10

QUESTIONS

SELF

EXTERNAL
EVALUATORS

INTERNAL
EVALUATORS

The Secretary clearly identifies with the values of the Church.



Is supportive of the spiritual and professional growth of coworkers.



Knows his strengths and weaknesses and uses them to benefit the Church.



Recognizes strengths and weaknesses in others.





Strengths

Below are the statements where the Secretary received the highest ratings and are considered his/her key strengths.



The Secretary as a professional

Choose the best answer for each question below. If you have no information for a question, skip that question and move on to the next one. 1-2 Strongly Disagree; 3-5 Disagree; 6-8 Agree; 9-10 Strongly Agree



Hidden Strengths



Areas of Improvement



Blind Spots

360 DEGREE EVALUATIONS

Standard tool for
employee evaluations
in the corporate world





Power BI

Archives and Records

Atlantic Caribbean Union

Average

91.5%

Record Center &
Archives

87.0%

Methodologies

100.0%

Records Management

50.0%

Records Retrieval

100.0%

Division, yourunion

IAD (Division) + Atlantic C... 

Funciones y facilidades

Unión de Peru Sur

Unión

Unión de Argentina

Unión de Ecuador

Unión de Peru Sur

Unión Peru Norte

ÁREA MISIONERA



PROMEDIO DE VALORES



JUNTAS Y CONGRESOS



Agendas



Actas



Indexación de las actas



Juntas directivas/plenarias



Comm./seguimiento de votos



Congresos ordinarios



REGLEMENTOS Y MANUALES



Informes estadísticos



EDWARD HEIDINGER

SAD Secretary at the conclusion of the Ecuador Union Secretariat Assessment

“Five years ago, we had the same program here and at that time this union was the most complicated in the organization of details in Secretariat. But now, we had a great result, and for us, this program allows us to achieve a higher level of excellence. We can better develop our leaders at union and conference level.”



EDMUNDO CEVALLOS

Executive Secretary, Ecuador Union Mission



“For us, to participate in this assessment was of great value. It has highlighted the whole range of Secretariat activities and has really made us grow. With the help of the Division and the General Conference, it helped us look beyond what we used to accomplish and reach a new level. It was a great blessing!”

OVERVIEW

REPORTS

RESPONSES

Download

Share

Overall Score **8.7**_{/10}
(From 95 Responses)

TOTAL SUBJECTS

9

SELF ASSESSED

9

EVALUATION
COMPLETED

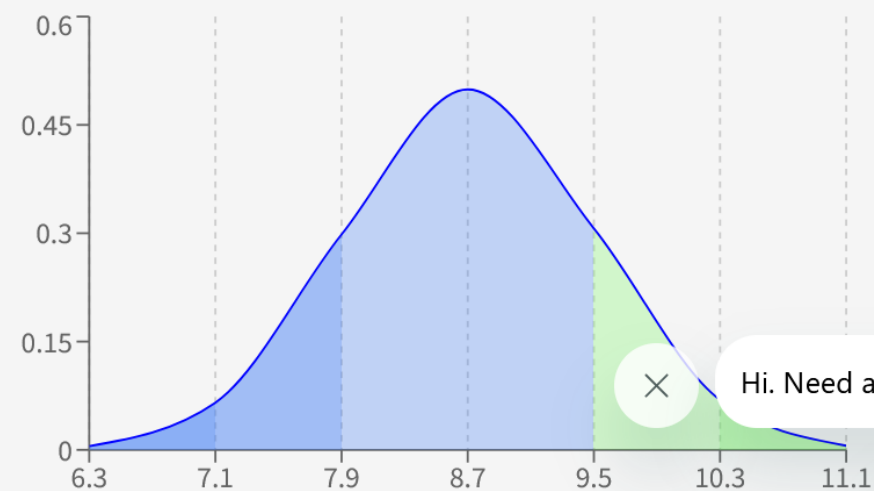
9

REPORT PENDING

3

REPORT READY

6



Show Distribution

Hi. Need any help?

DATA, FIGURES, AND TRENDS



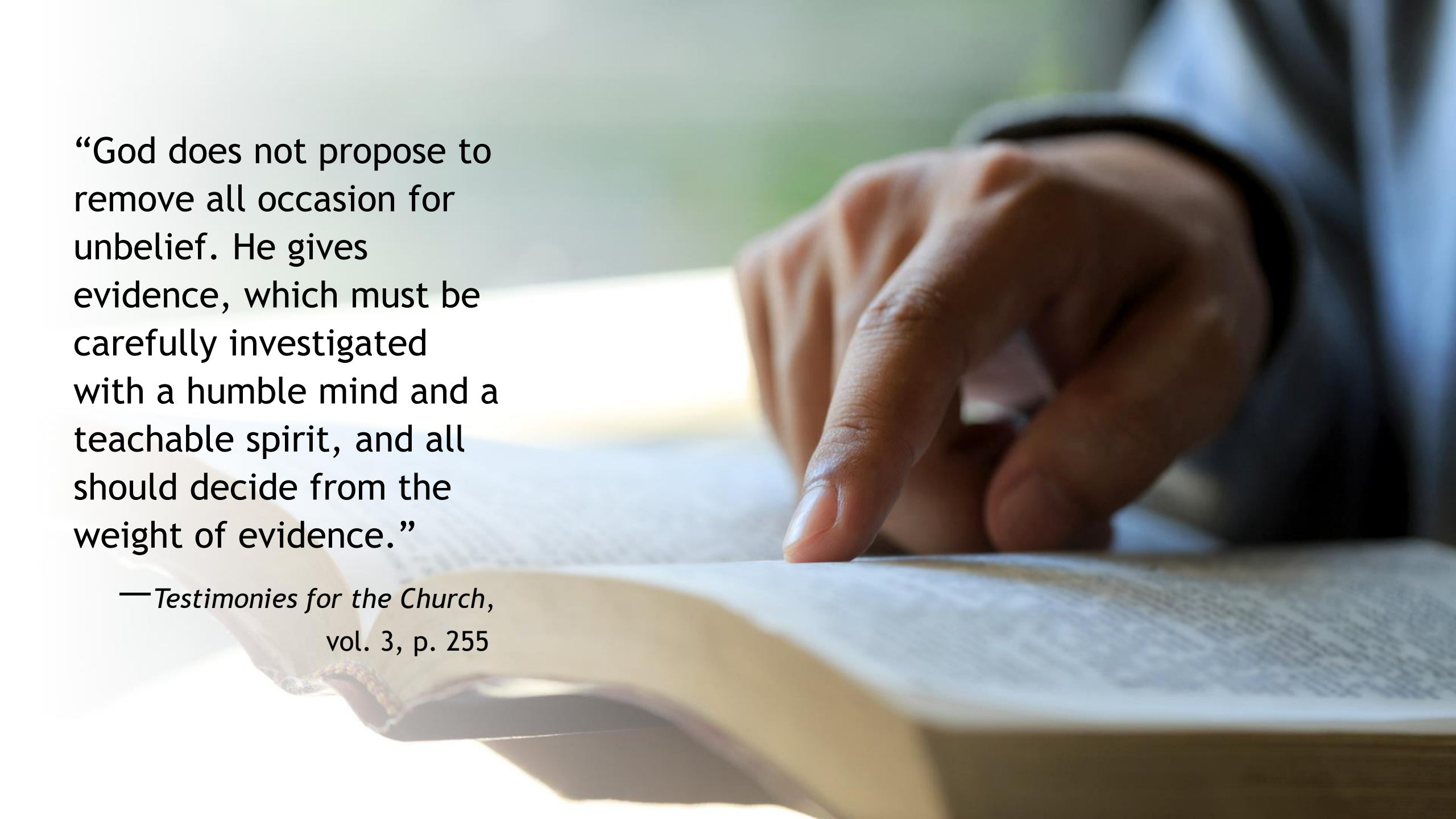
The image is a collage of various data visualization elements. In the top left, there is a table with multiple rows and columns, some containing asterisks. Below it, a line graph with a blue line and an orange line is visible. To the right, a magnifying glass is focused on a line graph with a blue line and an orange line. Below the magnifying glass, a pie chart is shown. In the bottom left, a bar chart with blue bars is visible. In the bottom right, a table with multiple rows and columns is shown, containing numerical data and percentages.

a	156,000	31,200	31%
b	143,500	28,700	21%
c	165,320	33,064	35%
d	150,500	30,100	
e	132,300	26,460	
f	165,300	33,060	



“Without data, you’re just another person with an opinion.”





“God does not propose to remove all occasion for unbelief. He gives evidence, which must be carefully investigated with a humble mind and a teachable spirit, and all should decide from the weight of evidence.”

—*Testimonies for the Church*,
vol. 3, p. 255

“Changing world with
an unchanging mission”





GENERAL CONFERENCE SECRETARIAT REPORT



DAVID TRIM, DIRECTOR
ARCHIVES, STATISTICS,
AND RESEARCH



GERSON SANTOS
ASSOCIATE SECRETARY



HENSLEY MOOROOOVEN
UNDERSECRETARY



CLAUDE RICHLI
ASSOCIATE SECRETARY



SAMUEL SAW
ASSOCIATE SECRETARY




KAREN PORTER
ASSOCIATE SECRETARY - IRPS



OSCAR OSINDO, DIRECTOR
INSTITUTE OF WORLD MISSION





*The only thing
constant in life
is change.*
- Heraclitus

MISSION REFOCUS

INTEGRATED FOR MISSION





MISSION INSTITUTES

- 175 missionaries trained in Thailand and Türkiye
- From 34 countries
- Serving in 29 countries

WELCOME HOME RETREAT (RE-ENTRY)



68 participants at Andrews University
and Silver Spring, Maryland



OTHER CROSS-CULTURAL TRAININGS



SunPlus (GC)



Mission Accreditation
Montemorelos University (IAD)



Pioneer Mission Movement (NSD)

Alta
Tromsø
Vadsø
Sommerfryd



Just under 10%

**Urban
Window**

**Post-Christian
Window**

10/40 Window



I WILL GO!



FROM EVERYWHERE TO EVERYWHERE

Total Families 342

With spouses and
children 1,112

Countries from 75

Countries serving in 79



FIRST RESULTS

Three budgets
returned for
redeployment

Administrative
budget
reassigned to
urban church
planter

Missionary
evangelist sent
to adopted
country

Budgets
reassigned to
direct-mission
contact
positions in
the Division



Intercultural
Workshop for
Division Officers
August 2024



MISSIONARY CARE AND SUPPORT

Big results
require big
ambitions.



Heraclitus



GENERAL CONFERENCE SECRETARIAT REPORT



DAVID TRIM, DIRECTOR
ARCHIVES, STATISTICS,
AND RESEARCH



GERSON SANTOS
ASSOCIATE SECRETARY



HENSLEY MOOROOVEN
UNDERSECRETARY



CLAUDE RICHLI
ASSOCIATE SECRETARY



SAMUEL SAW
ASSOCIATE SECRETARY



KAREN PORTER
ASSOCIATE SECRETARY - IRPS



OSCAR OSINDO, DIRECTOR
INSTITUTE OF WORLD MISSION



ELBERT KUHN
ASSOCIATE SECRETARY



FYLVIA KLINE
VIVID FAITH MANAGER





We have been
CHOSEN FOR
MISSION







connecting people with mission opportunities

MISSION REFOCUS



OPPORTUNITIES VERSUS PEOPLE

Mission opportunities

690



People ready to serve

9200



0 1000 2000 3000 4000 5000 6000 7000 8000 9000 10000



GENERAL CONFERENCE SECRETARIAT REPORT



DAVID TRIM, DIRECTOR
ARCHIVES, STATISTICS,
AND RESEARCH



GERSON SANTOS
ASSOCIATE DIRECTOR



HENSLEY MOOROOVEN
UNDERSECRETARY



CLAUDE RICHLI
ASSOCIATE DIRECTOR



SAMUEL SAW
ASSOCIATE DIRECTOR



KAREN PORTER
ASSOCIATE DIRECTOR - IRPS



OSCAR OSINDO, DIRECTOR
INSTITUTE OF WORLD MISSION



ELBERT KUHN
ASSOCIATE SECRETARY



FYLVIA KLINE
VIVID FAITH MANAGER



GARY KRAUSE
ASSOCIATE SECRETARY



MISSION REFOCUS

MISSION REFOCUS

Adventist Mission Report





DISINTERMEDIATION



DISINTERMEDIATION

Removing the Middleman



Travel Experts

Our travel experts can assist you to plan and book your trip stress-free.

[Complex Air](#) [Group Travel](#) [First & Business Class](#) [Corporate Benefits](#) [Cruise](#) [Business Travel](#) [Store Finder](#)

Be rewarded by booking with a travel expert


We know our customers love to research and plan their own holidays and why not, its fun! Our travel experts also love it, they do it every day.

Booking with our travel experts means you benefit from years of experience, access to all the trusted travel companies from around the globe, and a personalised deal that suits your needs.

[Start Planning](#)

Introducing our travel specialist teams

Our travel experts have an average of 5 years experience. We make it easy by providing a full travel service with the ability to plan the perfect tailored itinerary just for you.



Travel



Explore

Things to do


Flights

Hotels

Vacation rentals



G



Flights

Round trip

1

Economy

Washington, D.C.

Where to?


Departure

Return

Explore


Tracked prices

View all



Baltimore or Washington to Podgorica
Cheapest flight · Round trip


↓ \$1,009
\$1,666




Google Flights can help you track prices for selected flights and destinations. We'll check daily and let you know about significant price changes.

Suggested trips from Washington, D.C.

Explore destinations



Miami





BLOCKBUSTER VIDEO

NETFLIX

prime video

Disney+

Paramount+

hulu

Apple tv+



DISINTERMEDIATION

“One of the megatrends of our era.”

—David Von Drehle—





Mission

Seventh-day Adventist[®] Church





Greetings!

Hit the streets with
soul-saving literature
without leaving the
comfort of your own home!

DISINTERMEDIATION



CHRIST'S METHOD

The Saviour mingled.
He showed sympathy.
He ministered to needs.
He won people's confidence.
He bade people to follow Him.





Pioneer Ferdinand Tarigan, Indonesia



Pioneer Jamal Marbun, Indonesia



Pioneer Hari Lal Hasda, Nepal





Urban Centers
of Influence

Christ's Method in the Cities


PERSONAL EFFORT

“There is need of coming close to the people by **personal effort**. If less time were given to sermonizing, and more time were spent in **personal ministry**, greater results would be seen.”



“While logic may fail to move, and argument be powerless to convince, the love of Christ, revealed in personal ministry, may soften the stony heart, so that the seed of truth can take root.”





“We are to weep
with those that
weep, and rejoice
with those that
rejoice.”

WEEP AND REJOICE

“GO **YE** INTO ALL THE WORLD . . .”



MISSION REFOCUS

DISINTERMEDIATION

“One of the megatrends of our era.”

—David Von Drehle—




Our Epidemic of Loneliness and Isolation



2023

The U.S. Surgeon General's Advisory on the
Healing Effects of Social Connection and Community





MISSION REFOCUS




DIVISION SECRETARIES REPORT



MISSION

MISSION REFOCUS

LOADING...

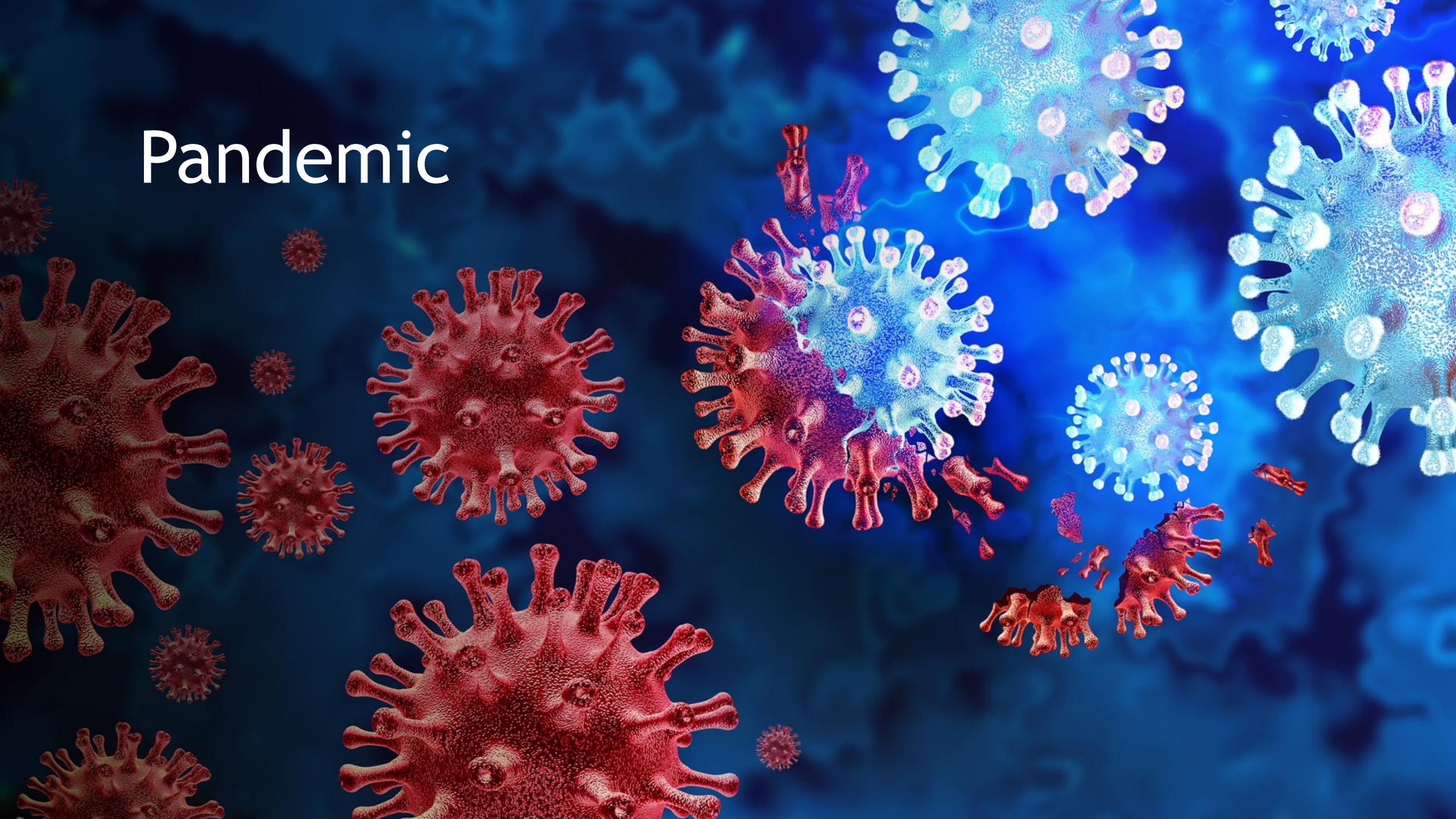


1

GLOBAL



Pandemic



14.9
MILLION
DIED




1/3 of churches . . .



1/3 of churches . . .

51% of pastors . . .



The background of the image is a dramatic sunset or sunrise sky. The lower half of the sky is a bright, glowing orange and yellow, while the upper half transitions into a deep blue with scattered, dark clouds. In the bottom left corner, the silhouettes of several missiles are visible, angled upwards towards the right. Numerous small, dark silhouettes of birds are scattered across the upper portion of the sky, appearing to fly in various directions. The overall mood is somber and powerful, emphasizing the theme of war.

War

■ Disruption in supplies



■ Disruption in supplies

■ Nuclear weapons



- Disruption in supplies
- Nuclear weapons
- Current war, 500,000 military casualties



- Disruption in supplies
- Nuclear weapons
- Current war, 500,000 military casualties
- Increased number of displaced people



Ecology



Global forests
reduced by **50%**



Sea levels
are rising
more than
twice as
quickly.



1.8

billion people
lack access to
water worldwide



Global Economy



- Second largest global recession

- “Polycrisis”

- Deeply interconnected



2 SOCIAL





ME
GENERATION

MAY 20, 2013

Obama's New Boss / Syria face-off / McCain vs. Brzezinski / PLUS: Summer's best movies & more

TIME

THE ME ME ME GENERATION

Millennials are lazy, entitled narcissists
who still live with their parents

Why they'll save us all

BY JOEL STEIN



time.com



“Global generations”

“Digital natives”

hackers vs. corporations
bloggers vs. newspapers
terrorists vs. nation-states
YouTube directors vs. studios
app-makers vs. entire industries



60%

define for
themselves
what is
right for
them





Human Sexuality

58 or


76 or

81 or

107

available
gender options

HE / SHE



THEY

Comprehensive, kind, and clear



Social Polarization





3

TECHNOLOGY



Social Media





60%

social media users worldwide

2 hours, 24 minutes
on social media each day



2 hours, 24 minutes
on social media each day

11.5 billion hours
on social media each day



2 hours, 24 minutes
on social media each day

11.5 billion hours
on social media each day

equivalent to

1,300,000 years



Artificial Intelligence





**HUNDREDS ATTEND CHURCH SERVICE GENERATED BY CHATGPT
FÜRTH, GERMANY**

**NEWS
AT 5**



DRIVE TIMES  101 NB -- 110 TO THE 170: 48 mph - 12 minutes ktla.com 15 NB -- 65° 5:56P

4

MISSION




The background of the slide features a city skyline, likely Tokyo, with numerous skyscrapers and buildings. In the foreground, there is a semi-transparent overlay of two people, a woman on the left and a man on the right, both looking upwards. A large, stylized blue arrow curves upwards from the bottom left towards the top right, passing behind the text.

OLD SENDING COUNTRIES: Australia
Canada
Denmark
United Kingdom
United States



NEW SENDING COUNTRIES: Brazil
Costa Rica
Ghana
India
South Korea
Nigeria
Philippines
Singapore
China



NEW SENDING COUNTRIES: Brazil
Costa Rica
Ghana
India
South Korea
Nigeria
Philippines
Singapore
China

47%



“New methods must be introduced. God’s people must awake to the necessities of the time in which they are living.”

—*Evangelism*, p. 70

LOADING...



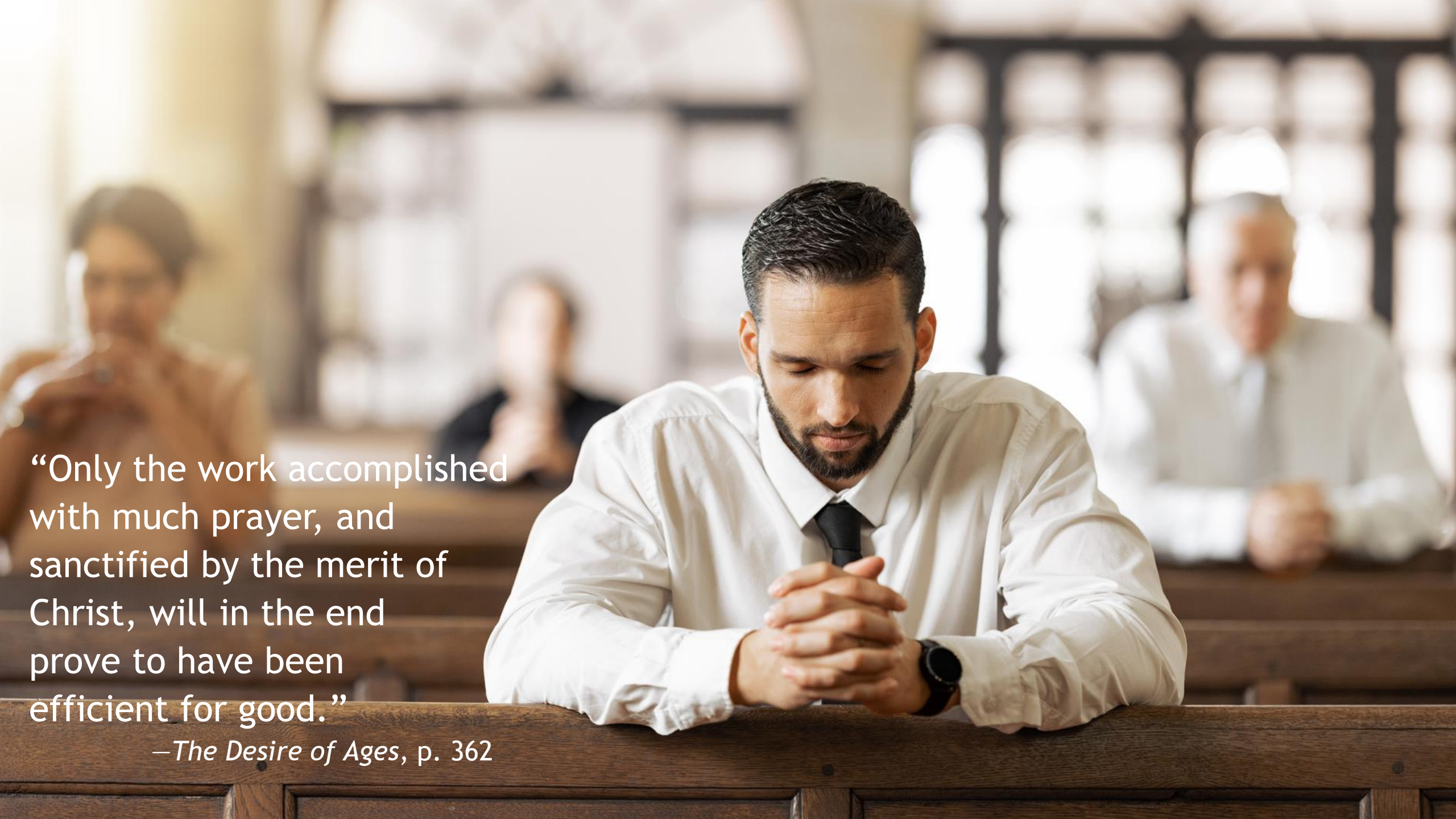
MISSION OPPORTUNITIES

A dramatic, high-contrast photograph of a person silhouetted against a bright light source, likely the sun, as they push open a large, heavy metal door. The scene is set in a dark, industrial environment, possibly a warehouse or a large underground space. The light creates a strong beam on the floor and a lens flare effect. The text "MISSION OPPORTUNITIES" is overlaid in the center in a bold, white, sans-serif font. The background shows the structural elements of the building, including metal beams and panels, some of which are marked with the number "12".



1

HOLY SPIRIT



“Only the work accomplished
with much prayer, and
sanctified by the merit of
Christ, will in the end
prove to have been
efficient for good.”

—*The Desire of Ages*, p. 362



BEFORE PENTECOST, THEY FOUND IT

DIFFICULT TO DO **EASY** THINGS



BEFORE PENTECOST, THEY FOUND IT

DIFFICULT TO DO EASY THINGS

AFTER PENTECOST, THEY FOUND IT

EASY TO DO DIFFICULT THINGS

2 FINANCIAL INVESTMENT



\$120,000 in 2020

\$170,000 in 2023





More aggressive toward mission



“When the mission
comes first, the money
comes later.” —GT Ng



3

HOW THE
MESSAGE IS
PRESENTED

HOPE

AUTHENTICITY



Churches that lose their identity and authenticity also lose their relevance.



“Conformity to worldly customs converts the church to the world; it never converts the world to Christ.”

—*The Great Controversy*, p. 509



The problem is not that the boat is in the water,
but that the water is getting into the boat.





LOOKING FOR BALANCE

Highlight our biblical message of hope





4

DISCIPLE-
MAKING



CARING FOR PEOPLE



5 TECHNOLOGY







8 billion people

7,111 world languages





James White
Print



H.M.S. Richards
Radio



William and Virginia Fagal
Television

6 SENDING MISSIONARIES



A black suitcase stands in the foreground, its handle extended. On its front is a white logo consisting of a semi-circle with two dots at its ends, framing the text "MISSION REFOCUS" in a bold, sans-serif font. The suitcase is positioned in front of a large window that looks out onto an airport tarmac. In the background, several airplanes are visible on the ground, and one is in flight against a sky with soft, golden clouds, suggesting a sunrise or sunset.

**MISSION
REFOCUS**



ASIA

SOUTHERN ASIA DIVISION

SOUTHERN ASIA-PACIFIC DIVISION

NORTHERN ASIA-PACIFIC DIVISION

EURO-ASIA DIVISION (PARTIAL)

CHINESE UNION MISSION



14.6 million square miles



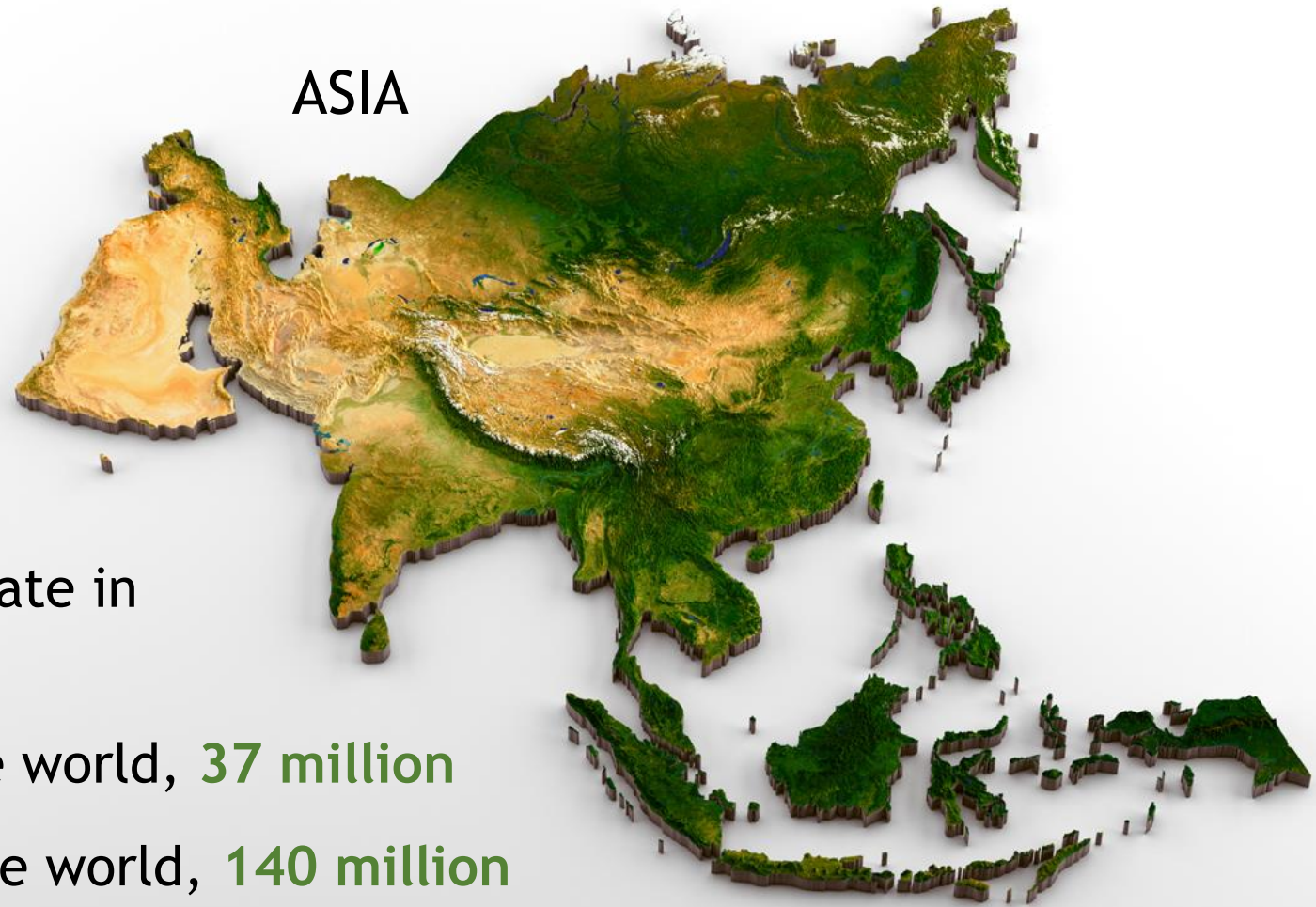


14.6 million square miles



17.2 million square miles

- Most populated continent
- **60%** of the global population
- Made up of **48** countries
- **45** countries are part of the 10/40 window
- **Two** countries, India and China have over half of Asia's population
- Uttar Pradesh, the most populated state in the world, **200 million** inhabitants
- Tokyo, the most populated city in the world, **37 million**
- Java, the most populated island in the world, **140 million**
- **17%** of Adventists live in Asia





“Think of our missions in foreign countries. . . . They are destitute of even the most meager facilities. Instead of adding to facilities already abundant, build up the work in these destitute fields.”

—*Testimonies to the Church*,
vol. 6, p. 450

FULL-TIME MISSIONARIES



FULL-TIME MISSIONARIES

FUNDED BY THE

MISSION CONTRIBUTORS



FULL-TIME MISSIONARIES

FUNDED BY THE

MISSION CONTRIBUTORS

TO SUPPORT THE

MISSION CONSUMERS



“Where are the missionaries who should be raised up at the heart of the work? From twenty to fifty should be sent out from Battle Creek every year to carry the truth to those who sit in darkness.”

—*Testimonies for the Church*, vol. 5, p. 187



THREE
missionaries
for every
1,000
church members

1882





In 2023, one-third of Lebanon's population are refugees.



NOW



**MISSION
REFOCUS**

“When the members of the church of God do their appointed work in the needy fields at home and abroad, in fulfillment of the gospel commission, the whole world will soon be warned, and the Lord Jesus will return to this earth with power and great glory.” —*The Acts of the Apostles*, p. 111



“Flying in the midst of
heaven, having the
everlasting gospel to
those who dwell on
the earth—to every
nation, tribe, tongue
and people.”

—*Revelation 14:6*

